



**REVIT University**

# BLUEBEAM FOR ORB



**BLUEBEAM®**

ORB UNIVERSITY – January 31<sup>st</sup>, 2024  
PRESENTED BY Andres Fernandez



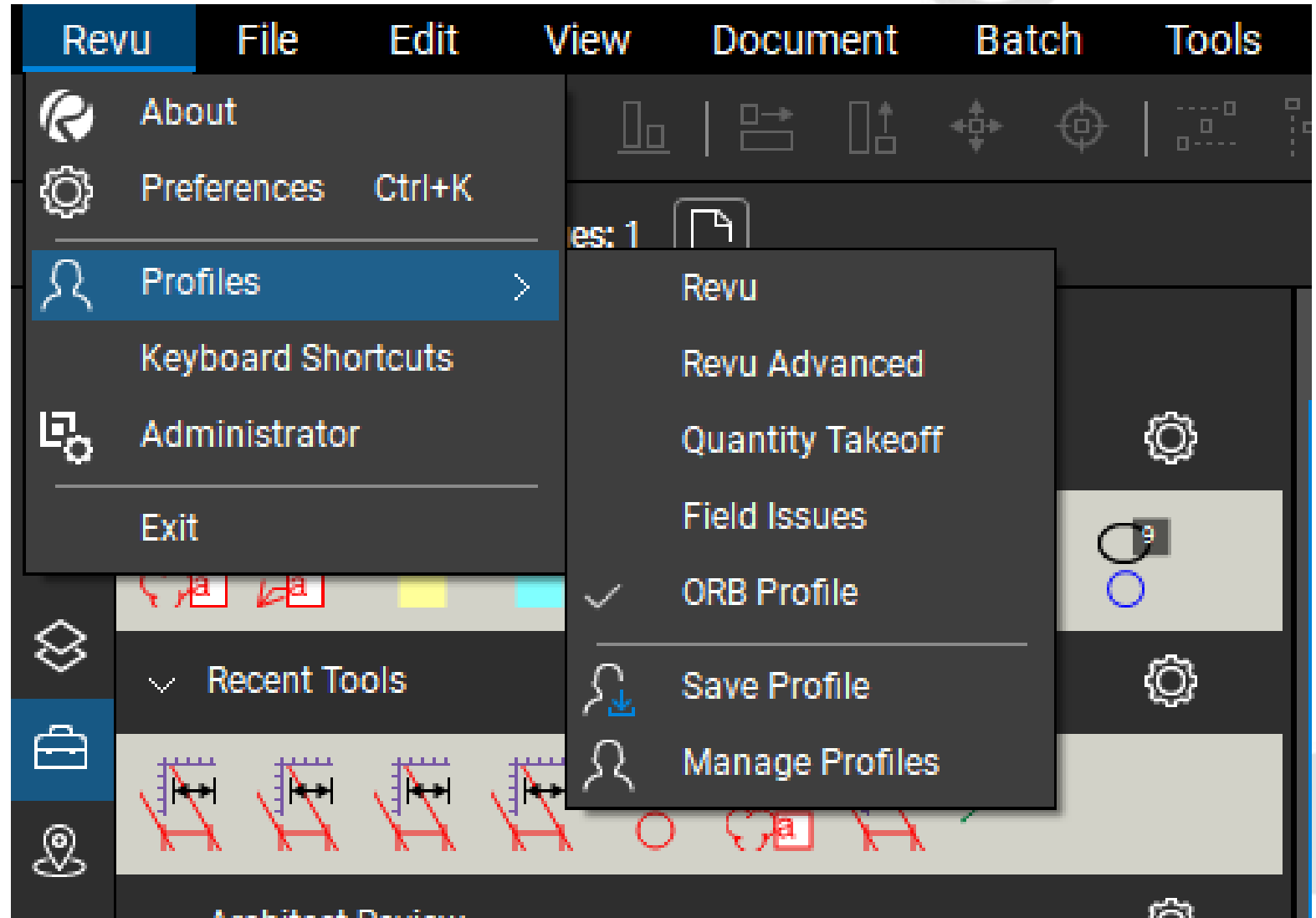


- Markup Status
- Markup Lists & filters
- Bookmarks (create & export)
- Bluebeam Studio tools and workflows
  - Things to do, before, during, and after
- Tool Chest
- Architecture review tools
- ORB tools
- ORB Stamps
- Comparing Documents
- File management (reduce file size)
- Flatten files
- Keyboard shortcuts



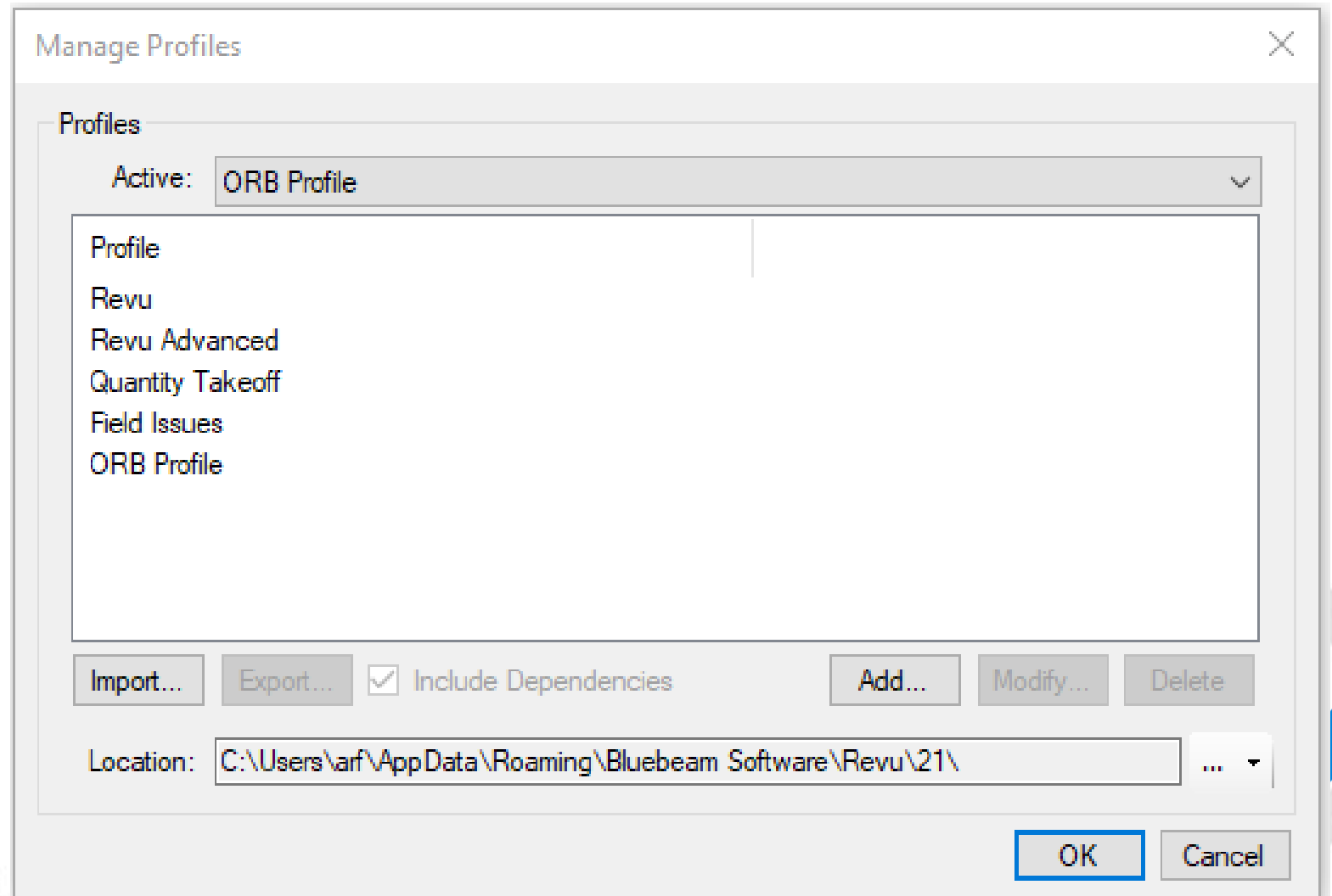
## ORB BLUEBEAM PROFILE

- GO TO MANAGE PROFILES
- IMPORT PROFILE
- SELECT "ORB PROFILE"



**ORB BLUEBEAM PROFILE**

- GO TO MANAGE PROFILES
- IMPORT PROFILE
- SELECT "ORB PROFILE"





252 X Andres Fernandez: Delete Callout

253 🔗 Andres Fernandez: Left Session

254 🔗 Andres Fernandez: Joined Session

Chat

☰ 🔍 📄 📁 📄 📄

👤 🔗 IA 🔍 ⏪ ⏩ 1 of 3 ⏪ ⏩ 🔄 ▶




>> **Markups List** 🔍  ✕ 🔍 **Filter List** 📄

☰	📄 Subject	Page Label	Comments	Page Index	Author	Date	Status	↑↓	Color	Layer	Space
📄	Text Box (2)										
📄	A Text Box	1	ORB - BLUEBEAM TOOLS	1	ARF	1/9/2024 8:49:22 AM	03 ARCHITECTURAL OPEN		■		
📄	A Text Box	1	Markup Status Markup Lists & filters Bookmarks (create & export) Bluebeam Studio tools and workflows Things to do, before, during, and after Tool Chest Personal tools Measuring tools Architecture review tools Document search Keyboard shortcuts ORB Stamps	1	ARF	1/9/2024 8:52:10 AM	03 ARCHITECTURAL OPEN		■		


Manage Status





	Status		Color	Layer
			Manage Status	
M	03 ARCHITECTURAL OPEN			
M	03 ARCHITECTURAL OPEN			

- STATUS MUST BE SET PRIOR TO ANY BLUEBEAM STUDIO SESSION





Manage Status ✕

State Models

Models:

- Review
- Migration
- ORB

States:

- 01 CIVIL OPEN
- 01 CIVIL CLOSED
- 02 LANDSCAPE OPEN
- 02 LANDSCAPE CLOSED
- 03 ARCHITECTURAL OPEN
- 03 ARCHITECTURAL CLOSED
- 04 STRUCTURAL OPEN
- 04 STRUCTURAL CLOSED
- 05 MECHANICAL OPEN
- 05 MECANICAL CLOSED
- 06 PLUMBING OPEN

Add... Modify... Add... Modify...

Default: ORB Default: 03 ARCHITECTUR

Save to Profile Delete from Profile OK Cancel





### Manage Status

**State Models**

Models:

- Review
- Migration
- ORB

**States:**

- 01 CIVIL OPEN
- 01 CIVIL CLOSED
- 02 LANDSCAPE OPEN
- 02 LANDSCAPE CLOSED
- 03 ARCHITECTURAL OPEN
- 03 ARCHITECTURAL CLOSED
- 04 STRUCTURAL OPEN
- 04 STRUCTURAL CLOSED
- 05 MECHANICAL OPEN
- 05 MECANICAL CLOSED
- 06 PLUMBING OPEN

Buttons: Add... Modify... (for Models and States)

Default: ORB (dropdown)

Default: 03 ARCHITECTUR (dropdown)

Buttons: Save to Profile, Delete from Profile, OK, Cancel

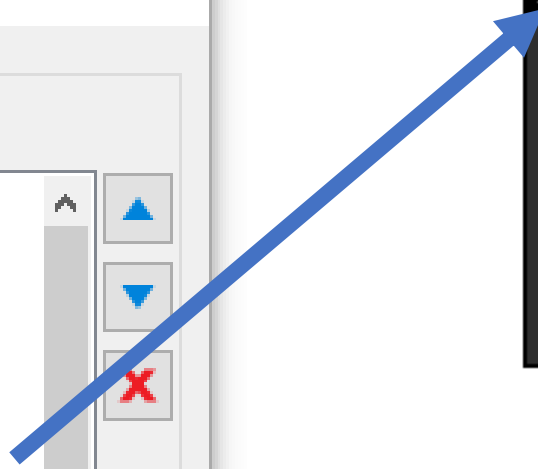
### State Properties

Name: 03 ARCHITECTURAL CLOSED

Text:

Color: ■

Buttons: OK, Cancel



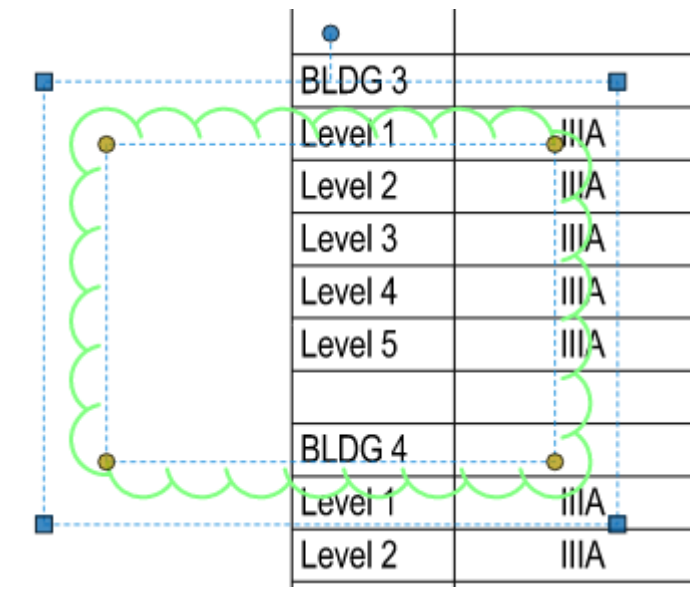




- Cut Ctrl+X
- Copy Ctrl+C
- Paste Ctrl+V
- Format Painter Ctrl+Shift+C
- Delete Del
- Open Pop-Up Note
- Control Point >
- Convert to Arc
- Layer >
- Order >
- Alignment >
- Edit Action... Ctrl+Shift+E
- Capture >
- Flatten
- Lock Ctrl+Shift+L
- Legend
- Reply
- Set Status >
- Check
- Alert Attendee >
- Add to Tool Chest >
- Set as Default
- Apply to Pages...
- Properties

72,000 SF	12,369 SF	0.17176	NORTH RANGE 4 EAST OF THE GILA AND SALT RIVER RIE
72,000 SF	12,369 SF	0.17176	PORTION OF HANCOCK STREET RIGHT OF WAY OF SEC
72,000 SF	47,775 SF	0.65993	ORDINANCE NO. 1107 RECORDED IN DOCUMENT NO. 1984
72,000 SF	22,527 SF	0.31302	LINE OF SAID LOT 19 AND BETWEEN THE NORTHEAST PA
72,000 SF	22,566 SF	0.31342	36 EXCEPT 1% OF ALL GAS, OIL, METALS AND MINERAL F
72,000 SF	22,560 SF	0.31302	TRACT TO SAID LAND.
72,000 SF	22,560 SF	0.31342	PARCEL NO. 3, (TAX PARCEL NO. 124-24-025)
72,000 SF	22,560 SF	0.31342	THAT PORTION OF THE SOUTH HALF OF THE NORTHEAST
72,000 SF	22,560 SF	0.31342	EAST OF THE GILA AND SALT RIVER MEDIAN, HANCOCK
72,000 SF	22,560 SF	0.31342	RIGHT OF WAY LINE OF WEST RIO SALADO PARKWAY, NO
72,000 SF	22,564 SF	0.31367	NORTH RANGE 4 EAST OF THE GILA AND SALT RIVER RIE
72,000 SF	112,867 SF	1.56176	SECOND AVENUE AS HANDICAPPED BY THE CITY OF TEMPE
42,000 SF	1,258 SF	0.02704	1904-47186, EAST OF THE NORTH PROLONGATION OF THE
42,000 SF	92 SF	0.00102	SUBDIVISION RECORDED IN BOOK 1337 OF MAPS, PAGE 1
42,000 SF	35,771 SF	0.48997	OF THE RIO SALADO PARKWAY.
117,000 SF	918 SF	0.00844	PARCEL NO. 4, (TAX PARCEL NO. 124-24-024)
42,000 SF	918 SF	0.01243	LOT ONE (OF STATE PLAT NO. 12) AMENDED, ACCORDING T
72,000 SF	30,165 SF	0.40989	RECORDED OF HANCOCK COUNTY, ARIZONA IN BOOK 89
117,000 SF	919 SF	0.00935	NORTH RANGE 4 EAST OF THE GILA AND SALT RIVER RIE
42,000 SF	1,581 SF	0.02147	ALL GAS, OIL, METALS AND MINERAL RIGHTS AS RESERVED.
72,000 SF	35,102 SF	0.48942	NOTE:
117,000 SF	919 SF	0.00935	A. TYPES OF CONSTRUCTION: GARAGE, IA, RESIDENTI
42,000 SF	102 SF	0.00133	B. PROVIDED BUILDING AREA.
72,000 SF	34,532 SF	0.47908	BUILDING 1: 48,237 SF BUILDING 4: 112
117,000 SF	761 SF	0.00822	BUILDING 2: 120,911 SF BUILDING 3: 183
72,000 SF	28,984 SF	0.40272	BUILDING 5: 81,775 SF TOTAL BUILDING
117,000 SF	918 SF	0.00935	C. PROVIDED BUILDING HEIGHT: 88'-0" (5 STORIES)
42,000 SF	6,128 SF	0.08352	D1 ALLOWABLE AREA SEE TABLE THIS SHEET (CONSTRUCT
117,000 SF	918 SF	0.00935	D2 ALLOWABLE AREA SEE TABLE THIS SHEET (CONSTRUCT
42,000 SF	6,128 SF	0.08352	E. B. M. A. 2, 3, 4, 5, 6, 7, 8, 9, 10, 11, 12, 13, 14, 15, 16, 17, 18, 19, 20, 21, 22, 23, 24, 25, 26, 27, 28, 29, 30, 31, 32, 33, 34, 35, 36, 37, 38, 39, 40, 41, 42, 43, 44, 45, 46, 47, 48, 49, 50, 51, 52, 53, 54, 55, 56, 57, 58, 59, 60, 61, 62, 63, 64, 65, 66, 67, 68, 69, 70, 71, 72, 73, 74, 75, 76, 77, 78, 79, 80, 81, 82, 83, 84, 85, 86, 87, 88, 89, 90, 91, 92, 93, 94, 95, 96, 97, 98, 99, 100, 101, 102, 103, 104, 105, 106, 107, 108, 109, 110, 111, 112, 113, 114, 115, 116, 117, 118, 119, 120, 121, 122, 123, 124, 125, 126, 127, 128, 129, 130, 131, 132, 133, 134, 135, 136, 137, 138, 139, 140, 141, 142, 143, 144, 145, 146, 147, 148, 149, 150, 151, 152, 153, 154, 155, 156, 157, 158, 159, 160, 161, 162, 163, 164, 165, 166, 167, 168, 169, 170, 171, 172, 173, 174, 175, 176, 177, 178, 179, 180, 181, 182, 183, 184, 185, 186, 187, 188, 189, 190, 191, 192, 193, 194, 195, 196, 197, 198, 199, 200, 201, 202, 203, 204, 205, 206, 207, 208, 209, 210, 211, 212, 213, 214, 215, 216, 217, 218, 219, 220, 221, 222, 223, 224, 225, 226, 227, 228, 229, 230, 231, 232, 233, 234, 235, 236, 237, 238, 239, 240, 241, 242, 243, 244, 245, 246, 247, 248, 249, 250, 251, 252, 253, 254, 255, 256, 257, 258, 259, 260, 261, 262, 263, 264, 265, 266, 267, 268, 269, 270, 271, 272, 273, 274, 275, 276, 277, 278, 279, 280, 281, 282, 283, 284, 285, 286, 287, 288, 289, 290, 291, 292, 293, 294, 295, 296, 297, 298, 299, 300, 301, 302, 303, 304, 305, 306, 307, 308, 309, 310, 311, 312, 313, 314, 315, 316, 317, 318, 319, 320, 321, 322, 323, 324, 325, 326, 327, 328, 329, 330, 331, 332, 333, 334, 335, 336, 337, 338, 339, 340, 341, 342, 343, 344, 345, 346, 347, 348, 349, 350, 351, 352, 353, 354, 355, 356, 357, 358, 359, 360, 361, 362, 363, 364, 365, 366, 367, 368, 369, 370, 371, 372, 373, 374, 375, 376, 377, 378, 379, 380, 381, 382, 383, 384, 385, 386, 387, 388, 389, 390, 391, 392, 393, 394, 395, 396, 397, 398, 399, 400, 401, 402, 403, 404, 405, 406, 407, 408, 409, 410, 411, 412, 413, 414, 415, 416, 417, 418, 419, 420, 421, 422, 423, 424, 425, 426, 427, 428, 429, 430, 431, 432, 433, 434, 435, 436, 437, 438, 439, 440, 441, 442, 443, 444, 445, 446, 447, 448, 449, 450, 451, 452, 453, 454, 455, 456, 457, 458, 459, 460, 461, 462, 463, 464, 465, 466, 467, 468, 469, 470, 471, 472, 473, 474, 475, 476, 477, 478, 479, 480, 481, 482, 483, 484, 485, 486, 487, 488, 489, 490, 491, 492, 493, 494, 495, 496, 497, 498, 499, 500, 501, 502, 503, 504, 505, 506, 507, 508, 509, 510, 511, 512, 513, 514, 515, 516, 517, 518, 519, 520, 521, 522, 523, 524, 525, 526, 527, 528, 529, 530, 531, 532, 533, 534, 535, 536, 537, 538, 539, 540, 541, 542, 543, 544, 545, 546, 547, 548, 549, 550, 551, 552, 553, 554, 555, 556, 557, 558, 559, 560, 561, 562, 563, 564, 565, 566, 567, 568, 569, 570, 571, 572, 573, 574, 575, 576, 577, 578, 579, 580, 581, 582, 583, 584, 585, 586, 587, 588, 589, 590, 591, 592, 593, 594, 595, 596, 597, 598, 599, 600, 601, 602, 603, 604, 605, 606, 607, 608, 609, 610, 611, 612, 613, 614, 615, 616, 617, 618, 619, 620, 621, 622, 623, 624, 625, 626, 627, 628, 629, 630, 631, 632, 633, 634, 635, 636, 637, 638, 639, 640, 641, 642, 643, 644, 645, 646, 647, 648, 649, 650, 651, 652, 653, 654, 655, 656, 657, 658, 659, 660, 661, 662, 663, 664, 665, 666, 667, 668, 669, 670, 671, 672, 673, 674, 675, 676, 677, 678, 679, 680, 681, 682, 683, 684, 685, 686, 687, 688, 689, 690, 691, 692, 693, 694, 695, 696, 697, 698, 699, 700, 701, 702, 703, 704, 705, 706, 707, 708, 709, 710, 711, 712, 713, 714, 715, 716, 717, 718, 719, 720, 721, 722, 723, 724, 725, 726, 727, 728, 729, 730, 731, 732, 733, 734, 735, 736, 737, 738, 739, 740, 741, 742, 743, 744, 745, 746, 747, 748, 749, 750, 751, 752, 753, 754, 755, 756, 757, 758, 759, 760, 761, 762, 763, 764, 765, 766, 767, 768, 769, 770, 771, 772, 773, 774, 775, 776, 777, 778, 779, 780, 781, 782, 783, 784, 785, 786, 787, 788, 789, 790, 791, 792, 793, 794, 795, 796, 797, 798, 799, 800, 801, 802, 803, 804, 805, 806, 807, 808, 809, 810, 811, 812, 813, 814, 815, 816, 817, 818, 819, 820, 821, 822, 823, 824, 825, 826, 827, 828, 829, 830, 831, 832, 833, 834, 835, 836, 837, 838, 839, 840, 841, 842, 843, 844, 845, 846, 847, 848, 849, 850, 851, 852, 853, 854, 855, 856, 857, 858, 859, 860, 861, 862, 863, 864, 865, 866, 867, 868, 869, 870, 871, 872, 873, 874, 875, 876, 877, 878, 879, 880, 881, 882, 883, 884, 885, 886, 887, 888, 889, 890, 891, 892, 893, 894, 895, 896, 897, 898, 899, 900, 901, 902, 903, 904, 905, 906, 907, 908, 909, 910, 911, 912, 913, 914, 915, 916, 917, 918, 919, 920, 921, 922, 923, 924, 925, 926, 927, 928, 929, 930, 931, 932, 933, 934, 935, 936, 937, 938, 939, 940, 941, 942, 943, 944, 945, 946, 947, 948, 949, 950, 951, 952, 953, 954, 955, 956, 957, 958, 959, 960, 961, 962, 963, 964, 965, 966, 967, 968, 969, 970, 971, 972, 973, 974, 975, 976, 977, 978, 979, 980, 981, 982, 983, 984, 985, 986, 987, 988, 989, 990, 991, 992, 993, 994, 995, 996, 997, 998, 999, 1000

BLDG 3		
Level 1		IIIA
Level 2		IIIA
Level 3		IIIA
Level 4		IIIA
Level 5		IIIA
BLDG 4		
Level 1		IIIA
Level 2		IIIA



• STATUS IS SET TO ARCHITECTURAL OPEN BY DEFAULT





252 X Andres Fernandez: Delete Callout

253 U Andres Fernandez: Left Session

254 U Andres Fernandez: Joined Session

Chat

☰ 🔍 📄 📑 📎 📄

👤 🔍 📄 📑 📎 📄

1 of 3

	Subject	Page Label	Comments	Page Index	Author	Date	Status		Color	Layer	Space
	Text Box (2)										
	A Text Box	1	ORB - BLUEBEAM TOOLS	1	ARF	1/9/2024 8:49:22 AM	03 ARCHITECTURAL OPEN	↑↓	■		
	A Text Box	1	Markup Status Markup Lists & filters Bookmarks (create & export) Bluebeam Studio tools and workflows Things to do, before, during, and after Tool Chest Personal tools Measuring tools Architecture review tools Document search Keyboard shortcuts ORB Stamps	1	ARF	1/9/2024 8:52:10 AM	03 ARCHITECTURAL OPEN	↑↓	■		





Chat

» Markups List  Search

**Filter List**

Subject	Page Label	Comments
Text Box (2)		
A Text Box	1	ORB - BLUEBEAM TOOLS
Text Box	1	Markup Status

- ACTIVATE FILTERS TO SORT AND/OR ISOLATE COMMENTS IN PDF



## MARK-UPS



Chat [filter icon] [grid icon] [list icon] [document icon] [print icon] [hand icon] [mouse cursor icon] [text icon] [search icon] [back icon] [forward icon] A0.00 - COVER SHEET 1 (1 of 792) [back icon] [forward icon]

>> Markups List [search icon] Search [filter icon] Filter List [share icon]

All	All	All	All	All	All	All	All	All	All	All
Subject	Page Label	Comments	Page Index	Author	Date	Status	Color	Layer	Space	
<ul style="list-style-type: none"> <li>Cloud (1) <ul style="list-style-type: none"> <li>Cloud</li> </ul> </li> <li>FOR REFERENCE (107) <ul style="list-style-type: none"> <li>FOR REFERENCE</li> <li>FOR REFERENCE</li> <li>FOR REFERENCE</li> <li>FOR REFERENCE</li> </ul> </li> </ul>	A0.00 - COVER SHEET 1		1	Andres Fernan...	1/9/2024 9:23:21 AM	03 ARCHITECTURAL CLOSED set by Andres Fernandez on 1/9/2024 at 9:23:21 AM	■			
	ID001 - COVER SHEET		674	ARF	12/8/2023 10:59:13...	03 ARCHITECTURAL OPEN	■			
	LP0.1 - NOTES & LEGENDS		663	ARF	12/8/2023 10:59:22...	03 ARCHITECTURAL OPEN	■			
	LP0.2 - SCHEDULE		664	ARF	12/8/2023 11:00:31...	03 ARCHITECTURAL OPEN	■			
	LP1.1 - OVERALL LEVEL 1 LIGHTING PLAN		665	ARF	12/8/2023 11:00:35...	03 ARCHITECTURAL OPEN	■			



MARK-UPS



Chat

Markups List  Filter List

Subject	Page Label	Comments
Cloud (1) Cloud	A0.00 - COVER SHEET 1	
FOR REFERENCE (107)		
FOR REFERENCE	ID001 - COVER SHEET	
FOR REFERENCE	LP0.1 - NOTES & LEGENDS	
FOR REFERENCE	LP0.2 - SCHEDULE	
FOR REFERENCE	LP1.1 - OVERALL LEVEL 1 LIGHTING PLAN	

All

03 ARCHITECTURAL CLOSED

03 ARCHITECTURAL OPEN

04 LANDSCAPE CLOSED

7:03...

7:10... Custom

7:15... Clear All

7:18... 04 LANDSCAPE CLOSED set by Andres Fernandez on 1/8/2024 at 11:05:57 AM

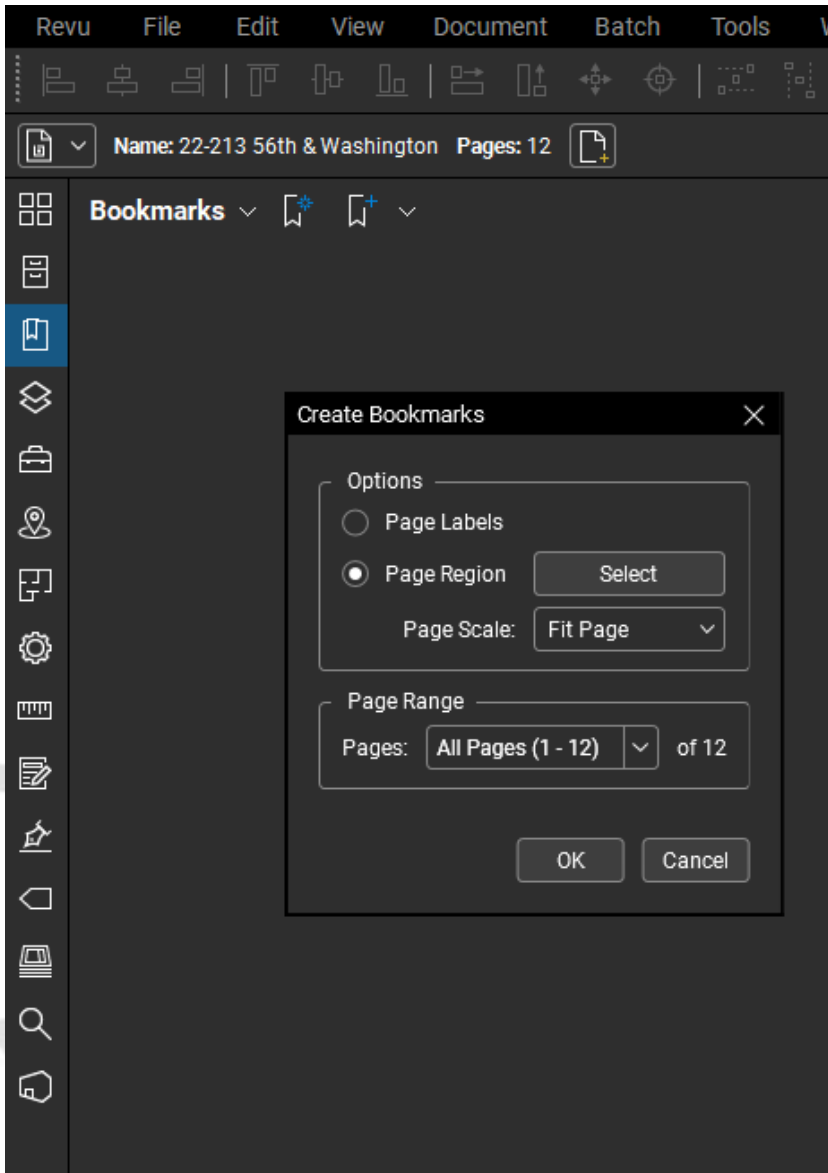
7:21... 04 LANDSCAPE CLOSED set by Andres Fernandez on 1/8/2024 at 11:05:57 AM

All

All Space

Co

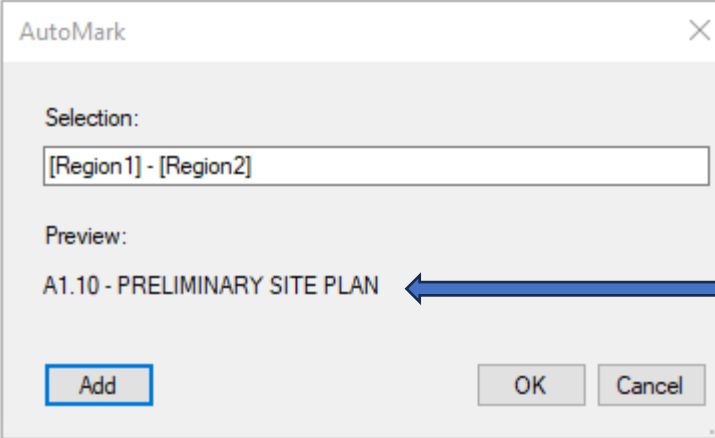


**CREATE BOOKMARKS BY USING PAGE REGION**

- ENSURE THE SELECTED SHEETS HAVE THE INFORMATION IN THE SAME LOCATION
- SELECT THE APPROPRIATE RANGES TO AVOID SHEETS WITH DIFFERENT TITLEBLOCKS
- CREATE BOOKMARKS FOR EACH CONSULTANT SET IN YOUR PDF.
- EXTEND THE REGION TO MAKE SURE YOU COVER THE DIFFERENT SHEET NAMES & NUMBERS IN EACH SHEET
- USE THE “ADD” BUTTON TO OBTAIN MORE INFORMATION

**CREATE BOOKMARKS BY USING PAGE REGION**

- ENSURE THE SELECTED SHEETS HAVE THE INFORMATION IN THE SAME LOCATION
- SELECT THE APPROPRIATE RANGES TO AVOID SHEETS WITH DIFFERENT TITLEBLOCKS
- CREATE BOOKMARKS FOR EACH CONSULTANT SET IN YOUR PDF.
- EXTEND THE REGION TO MAKE SURE YOU COVER THE DIFFERENT SHEET NAMES & NUMBERS IN EACH SHEET
- USE THE “ADD” BUTTON TO OBTAIN MORE INFORMATION



DATE: MAY 25TH, 2023

ORB #: 22-213

REGION 1

REGION 2

**BOOKMARKS**

Revu File Edit View Document Batch

Name: 22-213 56th & Washington Pages: 12

**Bookmarks** [Add] [Remove]

- Save Collapse State
- Audit Bookmarks
- Export Bookmarks**

Structures

- AB PLAN -LEVEL P1
- A3.1.11 - BUILDING 01 PLAN -LEVEL P1
- A3.1.17 - BUILDING 01 PLAN -LEVEL P2
- A3.1.23 - BUILDING 01 -LEVEL L1
- A3.3.12 - BUILDING 01 RCP LEVEL 01
- A3.4.10 - BUILDING 01 -ROOF PLAN OVERALL
- A3.5.10 - BUILDING 01 -ELEVATIONS COLOR
- A5.10 - ENLARGED PLANS -LEASING
- A5.11 - ENLARGED PLANS -MAIL ROOM

Export Bookmarks

Files

Name
22-213 56th & Washington.pdf

Add Remove

Options

Style:  Tree  Index

Include Nested Bookmarks

Format: **CSV** Settings

Output

Save to:  Source File folder  Custom Folder C:\Users\arf\Desktop

Filename Suffix: **\_Bookmarks** .csv

Overwrite Existing Files

Open File After Creation

Save Cancel







Export Bookmarks

Files

Name
22-213 56th & Washington.pdf

Add Remove

Options

Style:  Tree  Index

Include Nested Bookmarks

Format: **CSV** Settings

Output

Save to:  Source File folder  Custom Folder C:\Users\arf\Desktop

Filename Suffix:  .csv

Overwrite Existing Files

Open File After Creation

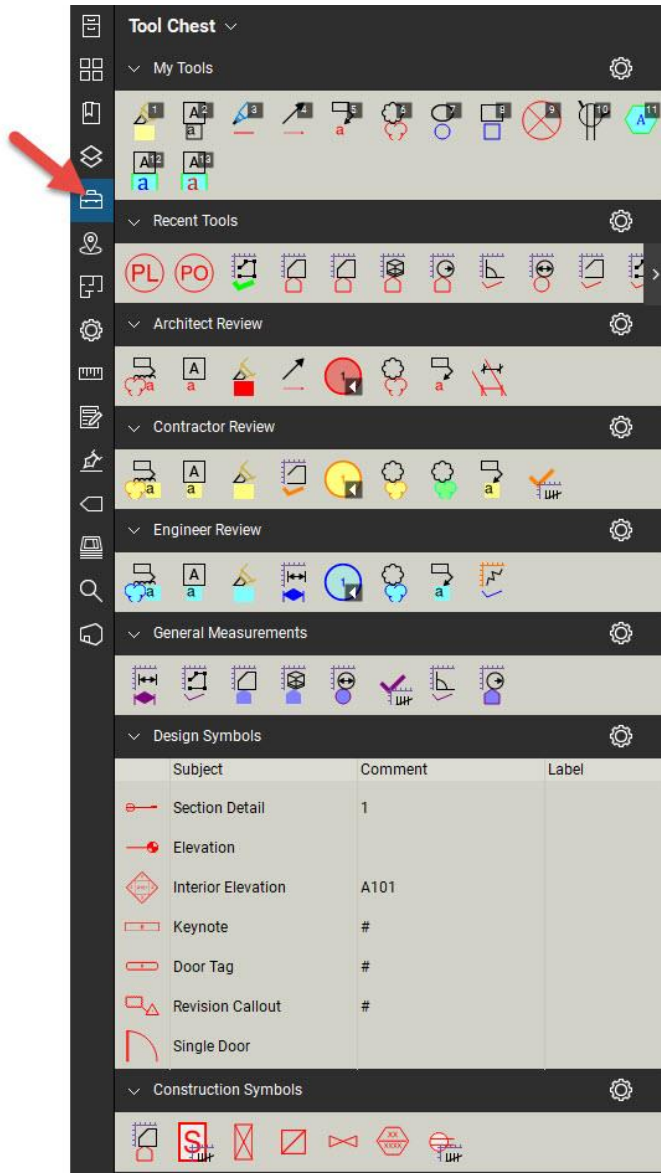
Save Cancel

**CREATE BOOKMARKS BY USING PAGE REGION**

- EXPORT SHEET INDEX AS CSV TO USE AFTERWARDS IN REVIT FOR OUR IN-PLACE SHEET AND UPDATE THE SHEET INDEX IN THE PROJECT



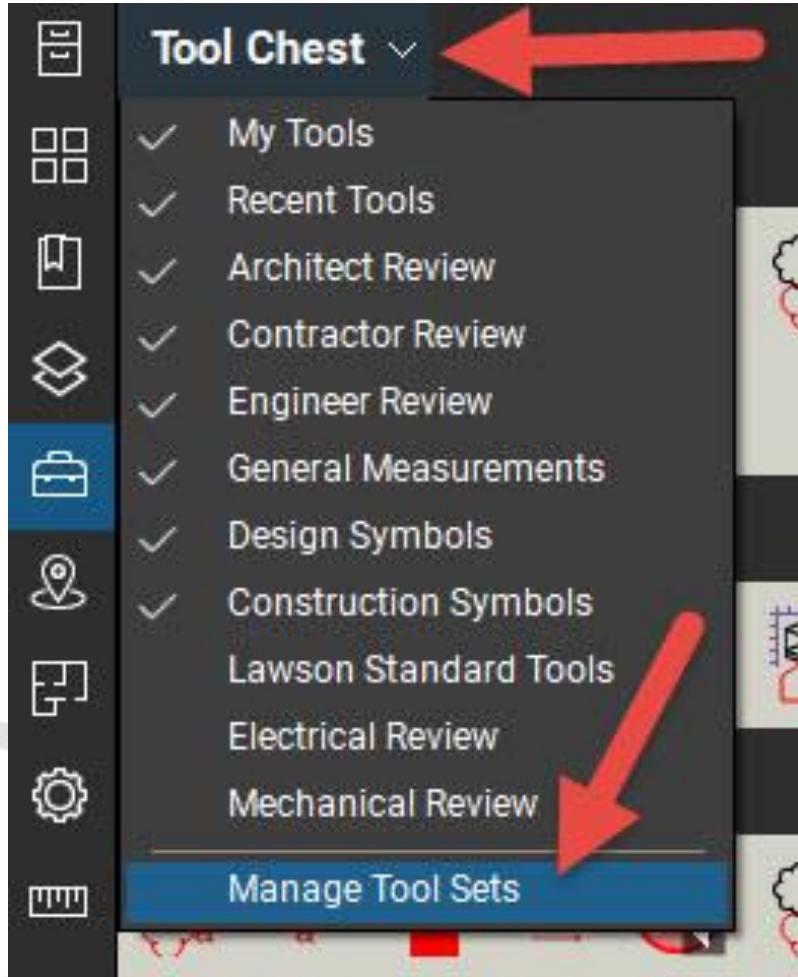
## TOOL CHESTS



- My Tools
- Recent Tools
- Architect Review
- Contractor Review
- Engineer Review
- General Measurements
- Design Symbols
- Construction Symbols



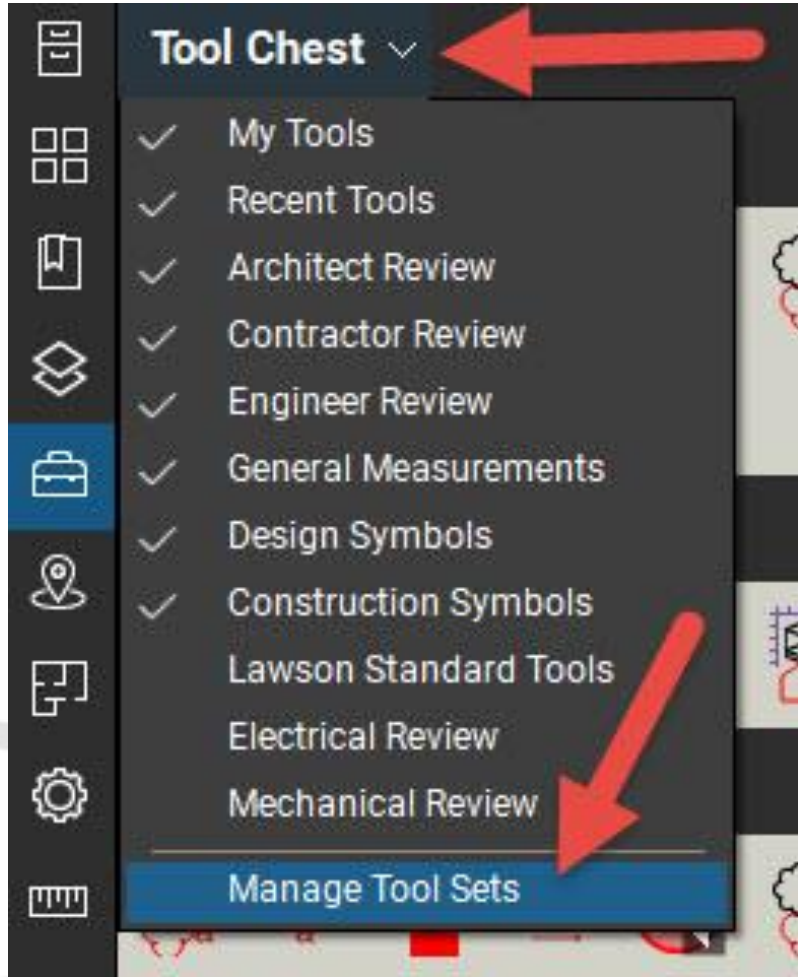
## TOOL CHESTS



- SHOW OR HIDE DIFFERENT TOOL SETS FOR YOUR WORKFLOW



## TOOL CHESTS

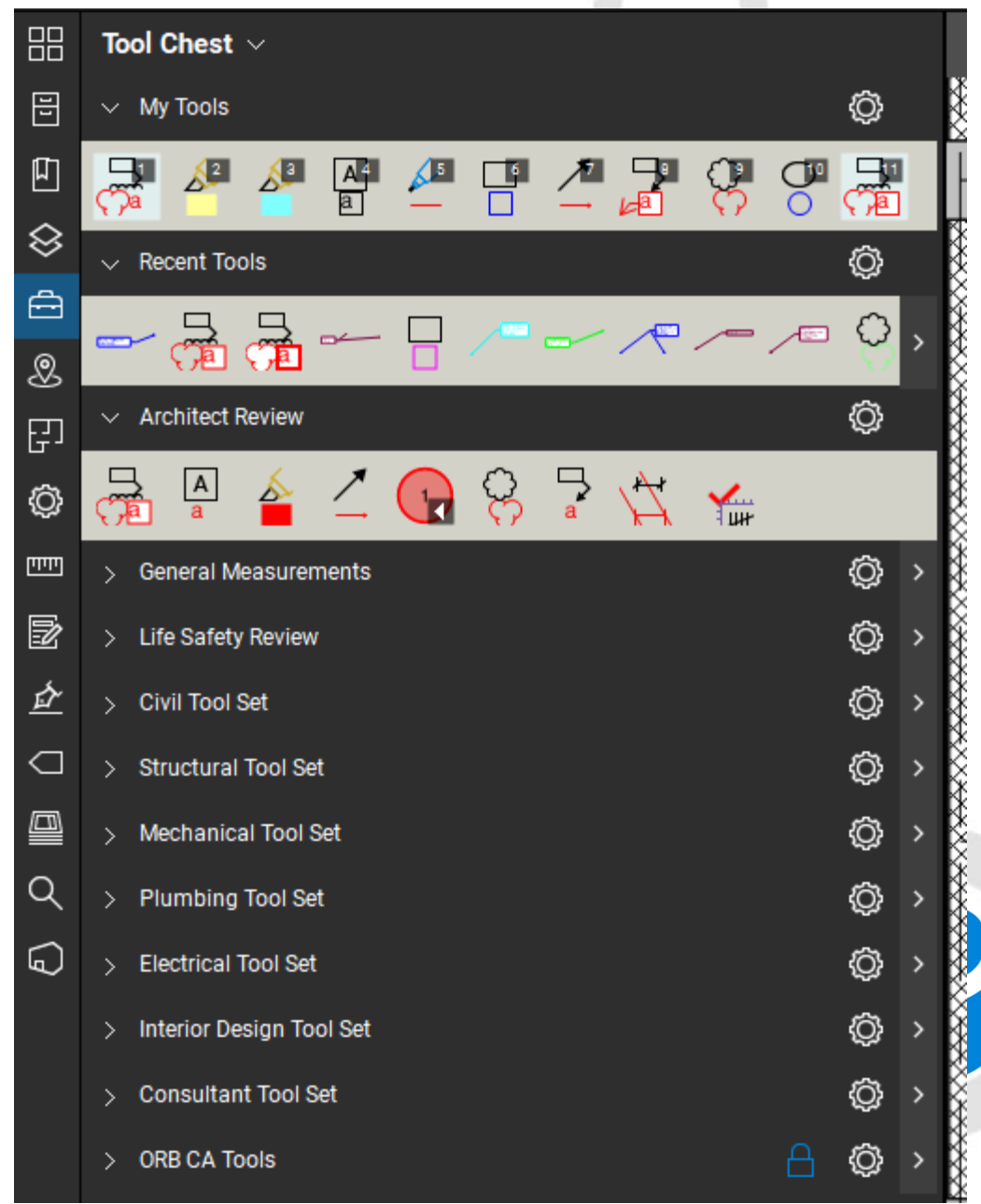


- SHOW OR HIDE DIFFERENT TOOL SETS FOR YOUR WORKFLOW
- ADD ORB CONSULTANT TOOL SETS TO YOUR PROFILE



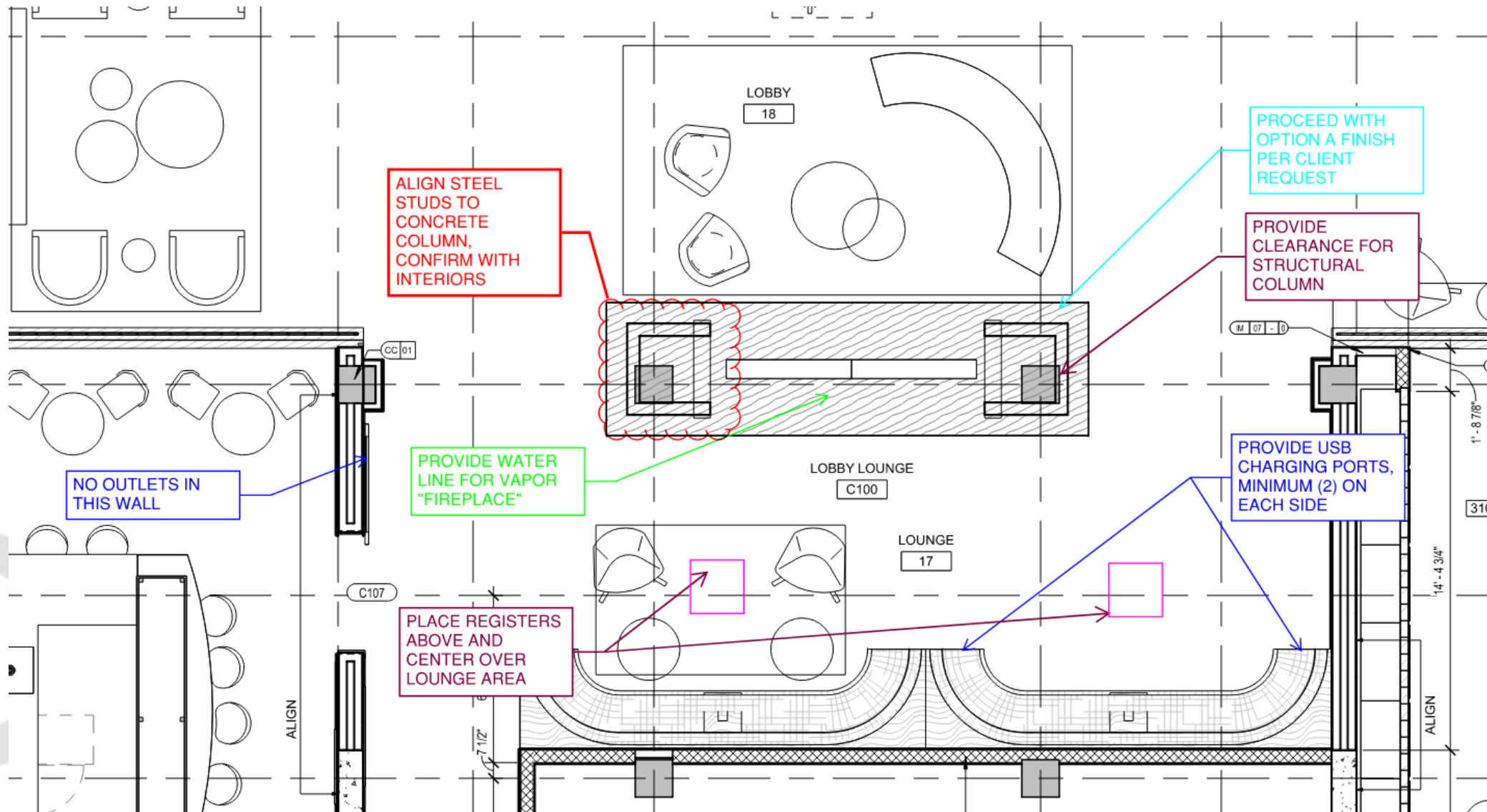
## TOOL CHESTS

- ← ARCHITECTURAL
- ← CIVIL
- ← STRUCTURAL
- ← MECHANICAL
- ← PLUMBING
- ← ELECTRICAL
- ← INTERIORS
- ← OTHER CONSULTANTS

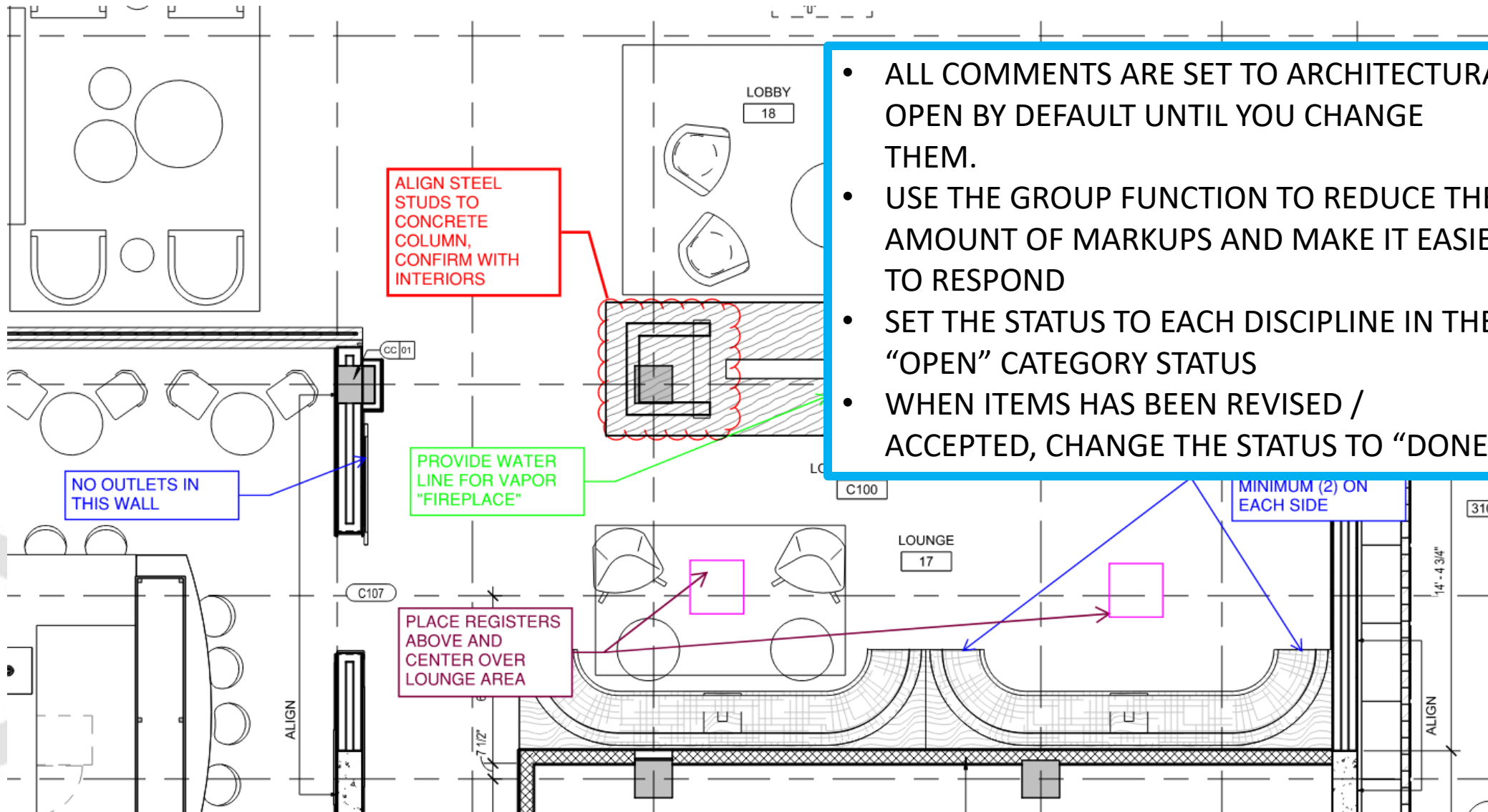


The screenshot displays the 'Tool Chest' dropdown menu in the software interface. The menu is organized into several sections:

- My Tools:** A row of 11 numbered tool icons (1-11).
- Recent Tools:** A row of 10 tool icons.
- Architect Review:** A row of 8 tool icons.
- General Measurements:** A menu item with a gear icon and a right-pointing arrow.
- Life Safety Review:** A menu item with a gear icon and a right-pointing arrow.
- Civil Tool Set:** A menu item with a gear icon and a right-pointing arrow.
- Structural Tool Set:** A menu item with a gear icon and a right-pointing arrow.
- Mechanical Tool Set:** A menu item with a gear icon and a right-pointing arrow.
- Plumbing Tool Set:** A menu item with a gear icon and a right-pointing arrow.
- Electrical Tool Set:** A menu item with a gear icon and a right-pointing arrow.
- Interior Design Tool Set:** A menu item with a gear icon and a right-pointing arrow.
- Consultant Tool Set:** A menu item with a gear icon and a right-pointing arrow.
- ORB CA Tools:** A menu item with a gear icon, a right-pointing arrow, and a lock icon.

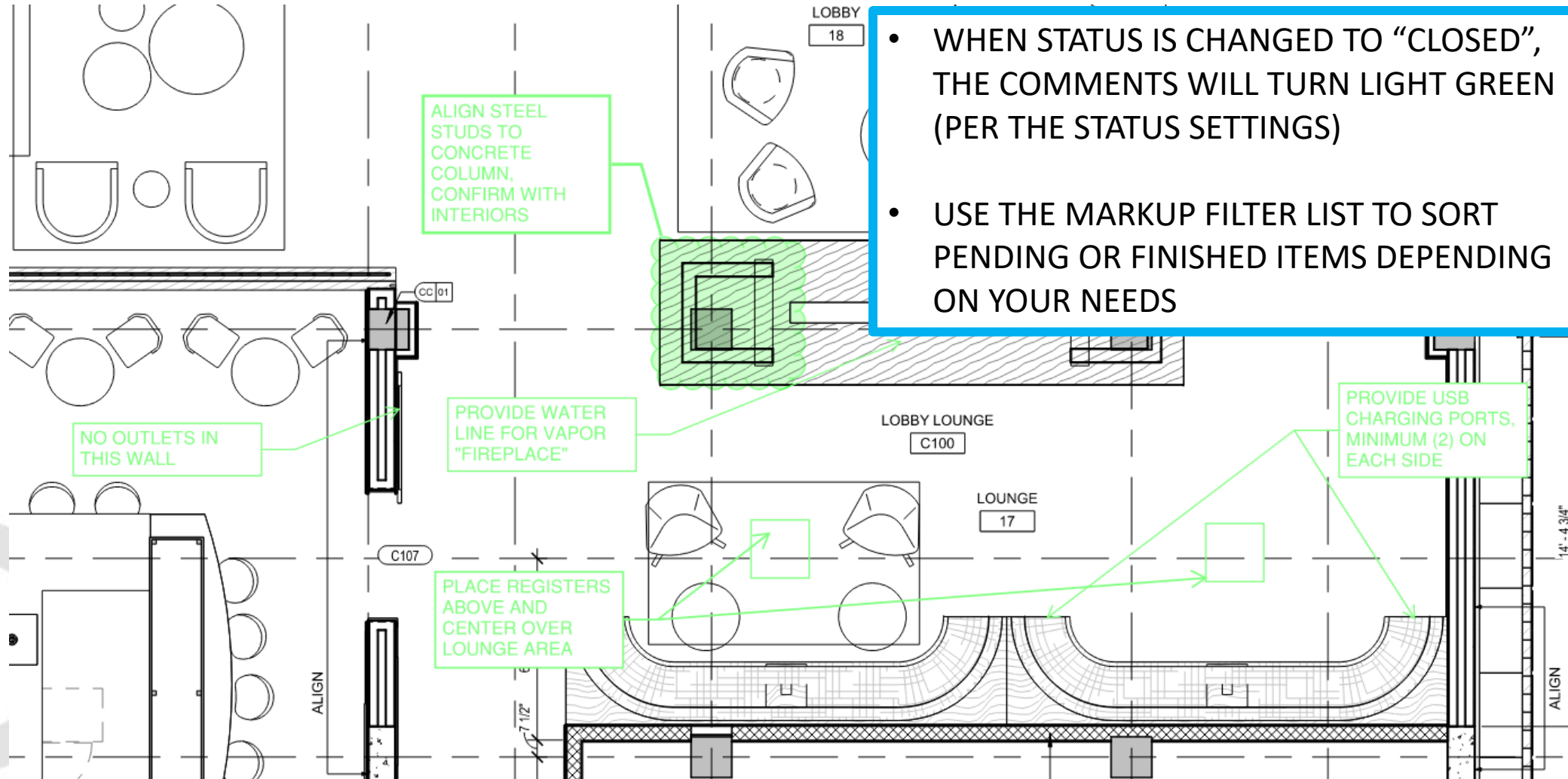







- ALL COMMENTS ARE SET TO ARCHITECTURAL OPEN BY DEFAULT UNTIL YOU CHANGE THEM.
- USE THE GROUP FUNCTION TO REDUCE THE AMOUNT OF MARKUPS AND MAKE IT EASIER TO RESPOND
- SET THE STATUS TO EACH DISCIPLINE IN THE "OPEN" CATEGORY STATUS
- WHEN ITEMS HAS BEEN REVISED / ACCEPTED, CHANGE THE STATUS TO "DONE"





- WHEN STATUS IS CHANGED TO "CLOSED", THE COMMENTS WILL TURN LIGHT GREEN (PER THE STATUS SETTINGS)
- USE THE MARKUP FILTER LIST TO SORT PENDING OR FINISHED ITEMS DEPENDING ON YOUR NEEDS



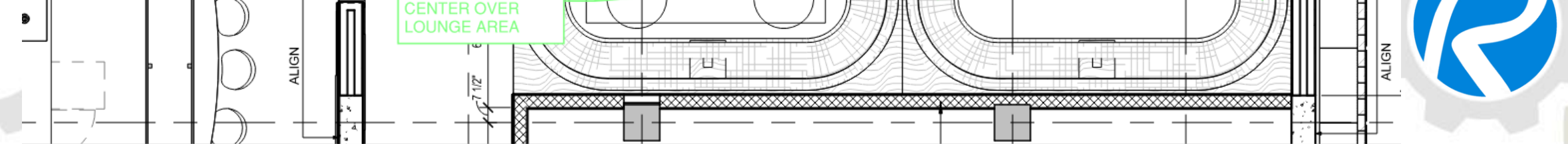


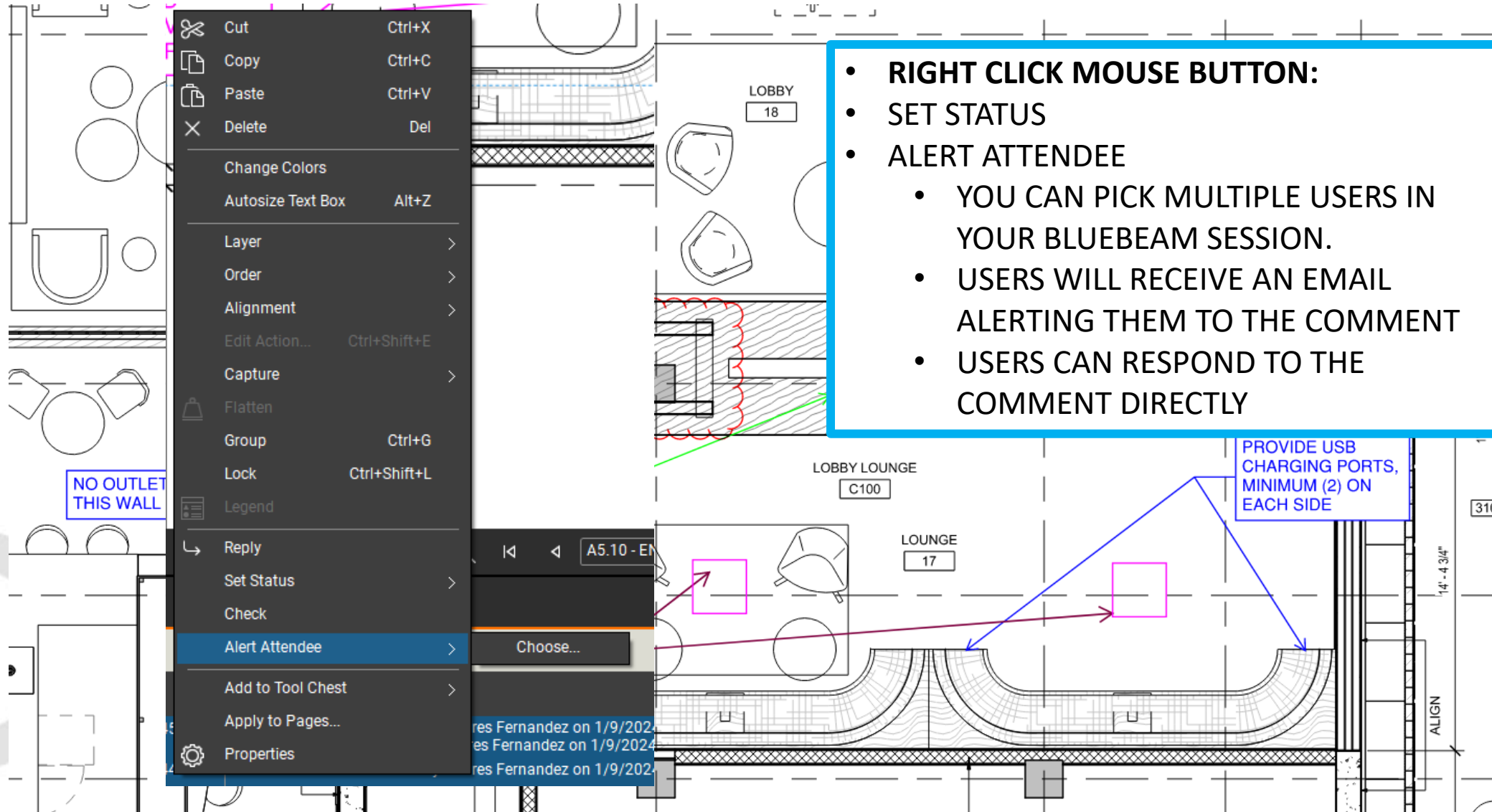


LOBBY  
18

PROCEED WITH  
OPTION A FINISH

A5.10 - ENLARGED CLUBROOM & LEASING ...	
Callout	A5.10 - ENLARGED CLUBROOM & LEASING... PROVIDE CLEARANCE FOR STRUCTURAL COLUMN
Callout	A5.10 - ENLARGED CLUBROOM & LEASING... PROVIDE USB CHARGING PORTS, MINIMUM (2) ON EACH SIDE
Callout	A5.10 - ENLARGED CLUBROOM & LEASING... PROVIDE WATER LINE FOR VAPOR "FIREPLACE"
Callout	A5.10 - ENLARGED CLUBROOM & LEASING... PROCEED WITH OPTION A FINISH PER CLIENT REQUEST
Callout	A5.10 - ENLARGED CLUBROOM & LEASING... PLACE REGISTERS ABOVE AND CENTER OVER LOUNGE AREA
Rectangle	A5.10 - ENLARGED CLUBROOM & LEASING...
Rectangle	A5.10 - ENLARGED CLUBROOM & LEASING...
Architect	A5.10 - ENLARGED CLUBROOM & LEASING... ALIGN STEEL STUDS TO CONCRETE COLUMN, CONFIRM WITH INTERIORS
Callout	A5.10 - ENLARGED CLUBROOM & LEASING... NO OUTLETS IN THIS WALL
Callout	A5.10 - ENLARGED CLUBROOM & LEASING... CIVIL
Callout	A5.10 - ENLARGED CLUBROOM & LEASING... STRUCTURAL
Callout	A5.10 - ENLARGED CLUBROOM & LEASING... MECHANICAL
Callout	A5.10 - ENLARGED CLUBROOM & LEASING... PLUMBING
Callout	A5.10 - ENLARGED CLUBROOM & LEASING... ELECTRICAL
Callout	A5.10 - ENLARGED CLUBROOM & LEASING... INTERIORS
Callout	A5.10 - ENLARGED CLUBROOM & LEASING... OTHER CONSULTANTS
Callout	A5.10 - ENLARGED CLUBROOM & LEASING... ARCHITECTURAL





- **RIGHT CLICK MOUSE BUTTON:**
- SET STATUS
- ALERT ATTENDEE
  - YOU CAN PICK MULTIPLE USERS IN YOUR BLUEBEAM SESSION.
  - USERS WILL RECEIVE AN EMAIL ALERTING THEM TO THE COMMENT
  - USERS CAN RESPOND TO THE COMMENT DIRECTLY



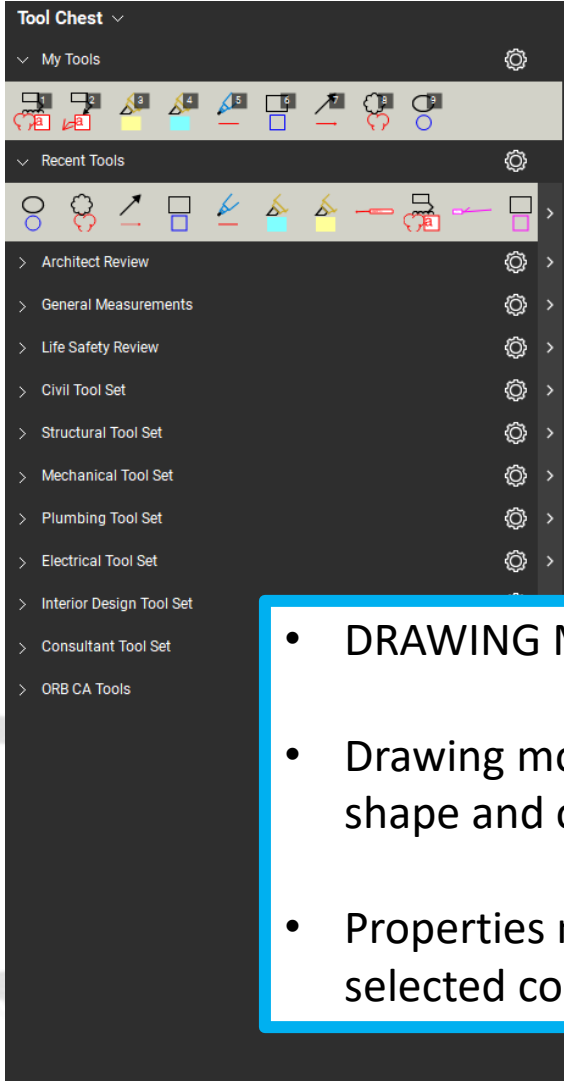
The screenshot displays the Bluebeam software interface. On the left is a vertical tool chest with the following categories and icons:

- Recent Tools
- Architect Review
- General Measurements
- Life Safety Review
- Civil Tool Set
- Structural Tool Set
- Mechanical Tool Set
- Plumbing Tool Set
- Electrical Tool Set
- Interior Design Tool Set
- Consultant Tool Set
- ORB CA Tools

The main workspace shows a floor plan diagram with various annotations:

- A red dashed line outlines a specific area.
- Dimensions are shown: 153'-2" and 63'-8".
- A red asterisk symbol is placed near the top right corner of the red dashed line.
- A red arrow points to a location with the text "SOLVE DEAD END CONDITION".
- A yellow box labeled "DOOR" contains the text: "33", "165", "??", "80 MIN".
- A purple box labeled "STAIR" contains the text: "45", "150", "??".
- Other labels include "FEC" and "SIP".

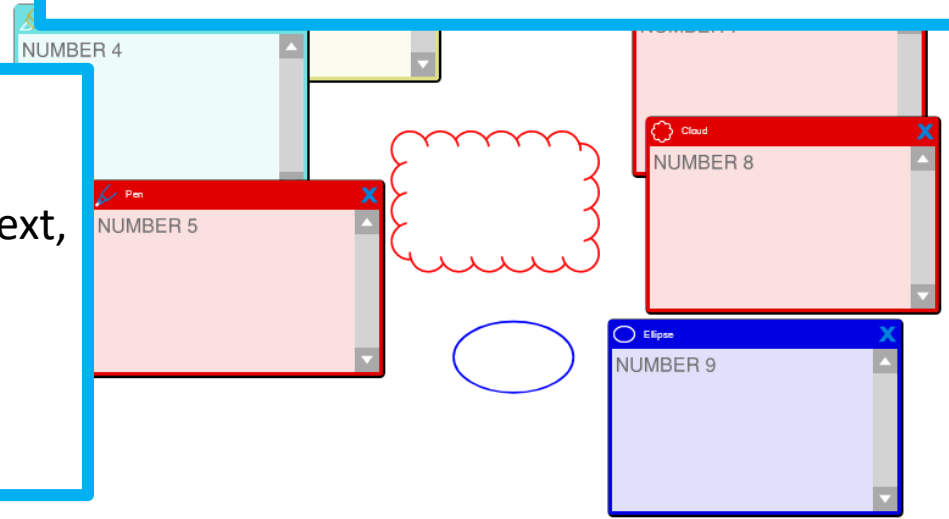




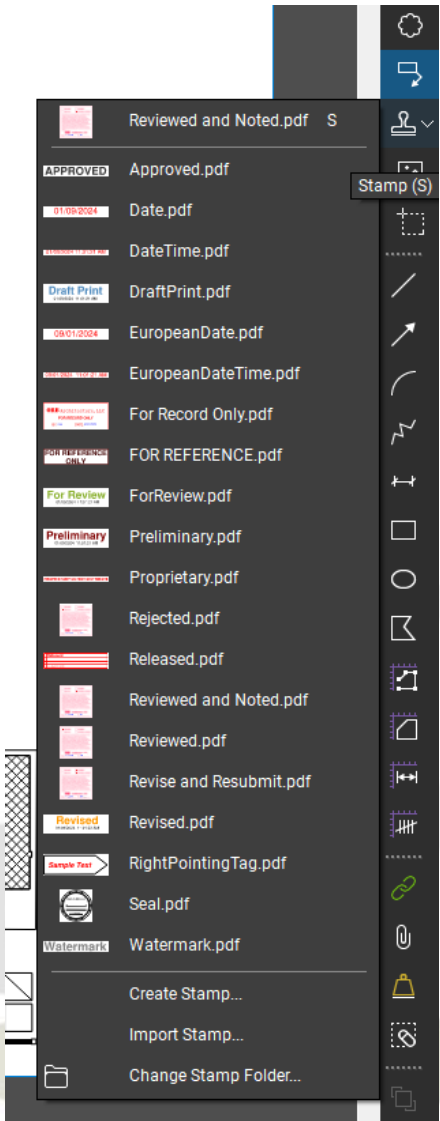
- **TOOL CHEST ICONS**
- USE DRAG AND DROP TO RELOCATE
- USE RIGHT CLICK MOUSE BUTTON FOR ADDITIONAL OPTIONS
  - PAINT FORMAT (match properties)
  - PROPERTIES VS DRAWING MODE
  - CREATE COUNT
  - SET LAYER



- **DRAWING MODE VS PROPERTIES MODE**
- Drawing mode – Size, orientation, color, text, shape and other attributes are set.
- Properties mode – Command is set with selected color and line weight



## STAMPS



- **ORB STAMPS**
- **PROVIDED BY CA COORDINATOR**
- **FOR USE BY CA TEAM AND / OR PROJECT MANAGER**

<input checked="" type="checkbox"/> REVIEWED	<input type="checkbox"/> RESUBMIT
<input type="checkbox"/> REJECTED	<input type="checkbox"/> REVIEWED & NOTED

Corrections and comments made on the shop drawings during the review do not relieve contractor from compliance with requirements of the drawings and specifications. This check is only for review of general conformance with the design concept of the project and general compliance with the information given in the contract documents. The contractor is responsible for: conforming and correlating all quantities and dimensions selecting fabrication processes and techniques of construction, coordinating his work with that of all other trades and performing his work in a safe and satisfactory manner

**ORB Architecture, LLC**  
Date: 01/09/2024 By: ARF

<input type="checkbox"/> REVIEWED	<input type="checkbox"/> RESUBMIT
<input type="checkbox"/> REJECTED	<input checked="" type="checkbox"/> REVIEWED & NOTED

Corrections and comments made on the shop drawings during the review do not relieve contractor from compliance with requirements of the drawings and specifications. This check is only for review of general conformance with the design concept of the project and general compliance with the information given in the contract documents. The contractor is responsible for: conforming and correlating all quantities and dimensions selecting fabrication processes and techniques of construction, coordinating his work with that of all other trades and performing his work in a safe and satisfactory manner

**ORB Architecture, LLC**  
Date: 01/09/2024 By: ARF

<b>ORB Architecture, LLC</b>	
<b>FOR RECORD ONLY</b>	
BY: <u>ARF</u>	DATE: <u>01/09/2024</u>

<b>FOR REFERENCE ONLY</b>
---------------------------

<input type="checkbox"/> REVIEWED	<input checked="" type="checkbox"/> RESUBMIT
<input type="checkbox"/> REJECTED	<input checked="" type="checkbox"/> REVIEWED & NOTED

Corrections and comments made on the shop drawings during the review do not relieve contractor from compliance with requirements of the drawings and specifications. This check is only for review of general conformance with the design concept of the project and general compliance with the information given in the contract documents. The contractor is responsible for: conforming and correlating all quantities and dimensions selecting fabrication processes and techniques of construction, coordinating his work with that of all other trades and performing his work in a safe and satisfactory manner

**ORB Architecture, LLC**  
Date: 01/09/2024 By: ARF

<input type="checkbox"/> REVIEWED	<input type="checkbox"/> RESUBMIT
<input checked="" type="checkbox"/> REJECTED	<input type="checkbox"/> REVIEWED & NOTED

Corrections and comments made on the shop drawings during the review do not relieve contractor from compliance with requirements of the drawings and specifications. This check is only for review of general conformance with the design concept of the project and general compliance with the information given in the contract documents. The contractor is responsible for: conforming and correlating all quantities and dimensions selecting fabrication processes and techniques of construction, coordinating his work with that of all other trades and performing his work in a safe and satisfactory manner

**ORB Architecture, LLC**  
Date: 01/09/2024 By: ARF

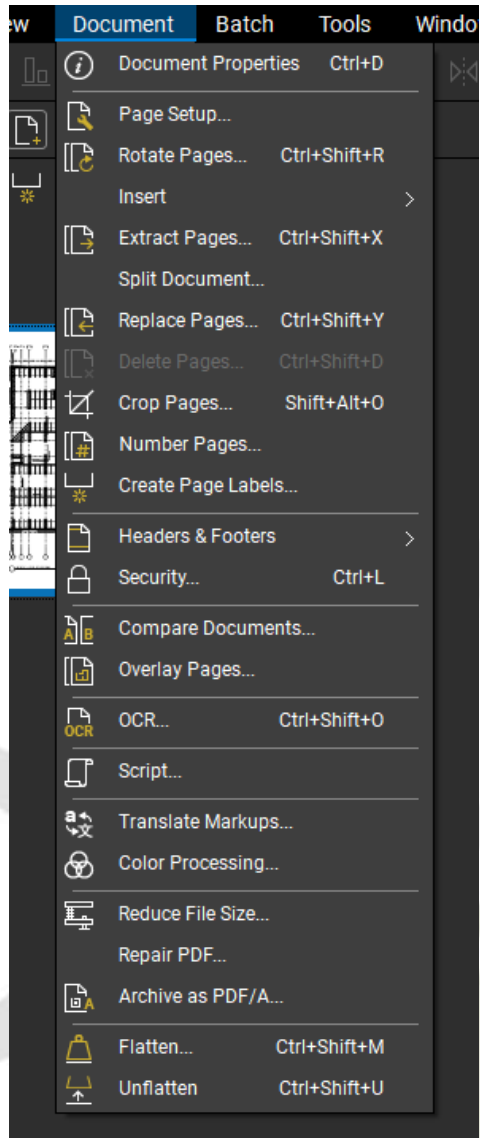


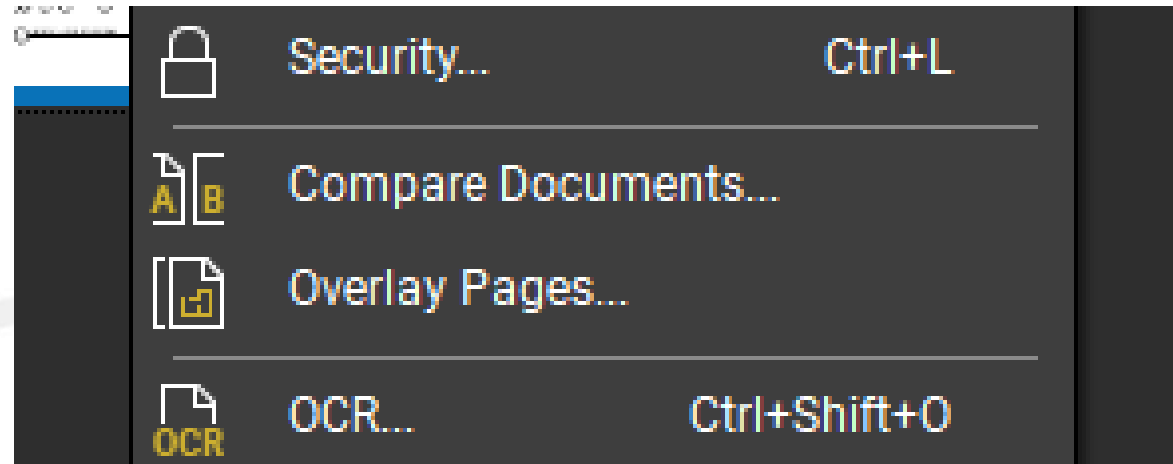


- **TYPICAL FILE MANAGEMENT TOOLS:**
- COMPARE PDFS / PAGES
- MANAGE FILE SIZE
- FLATTEN FILE TO AVOID TAMPERING

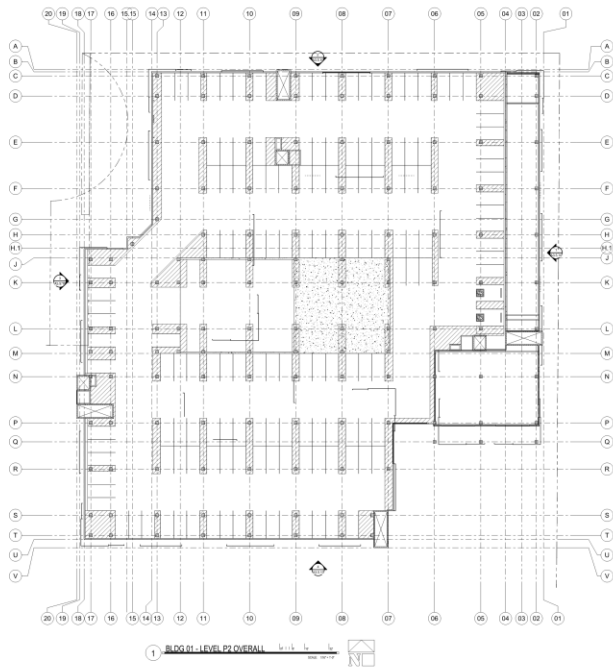




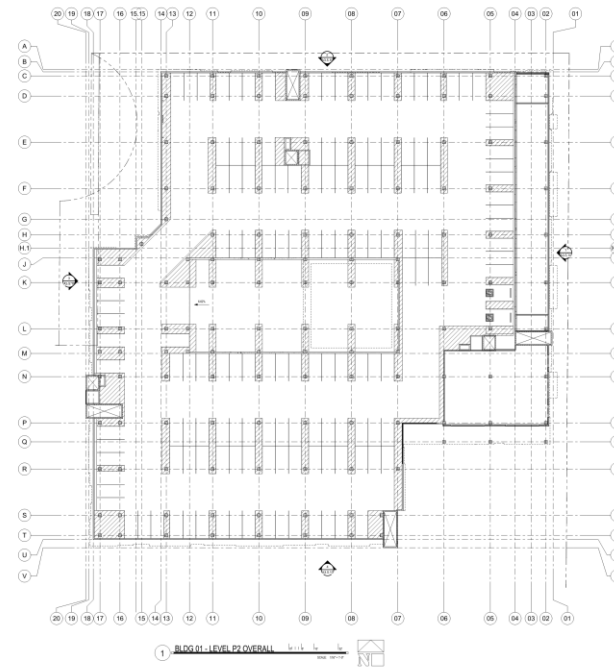




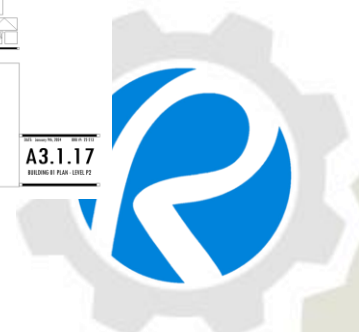


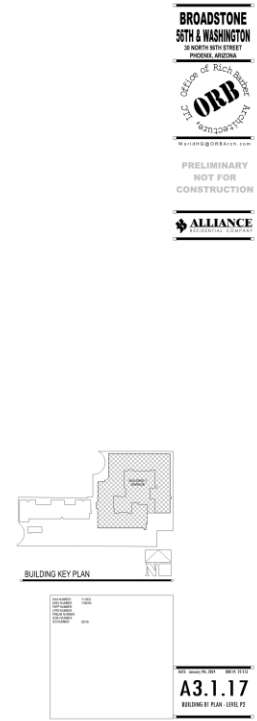
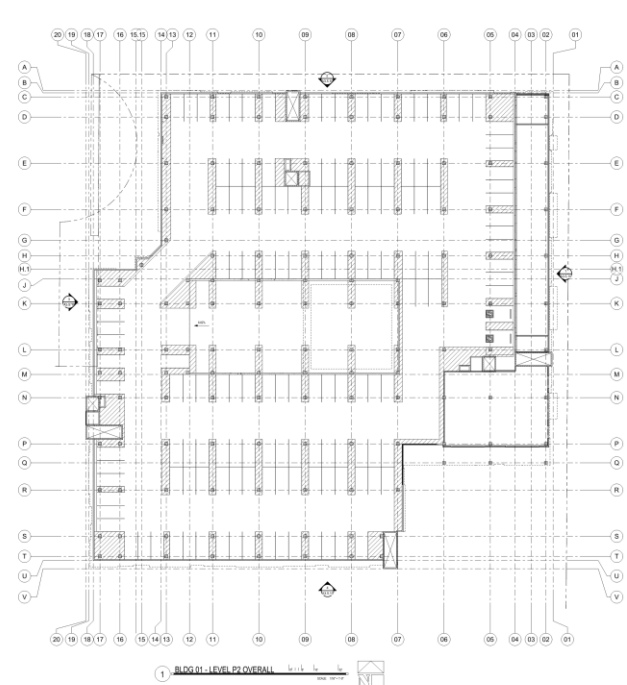

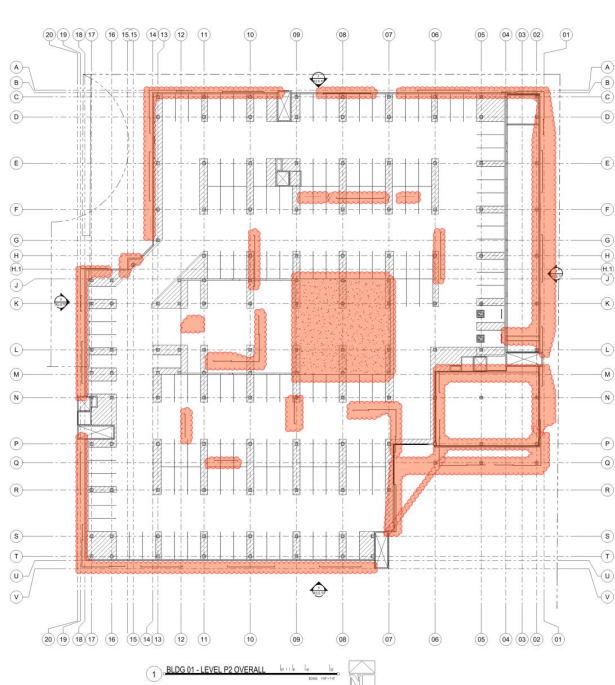


BEFORE



AFTER



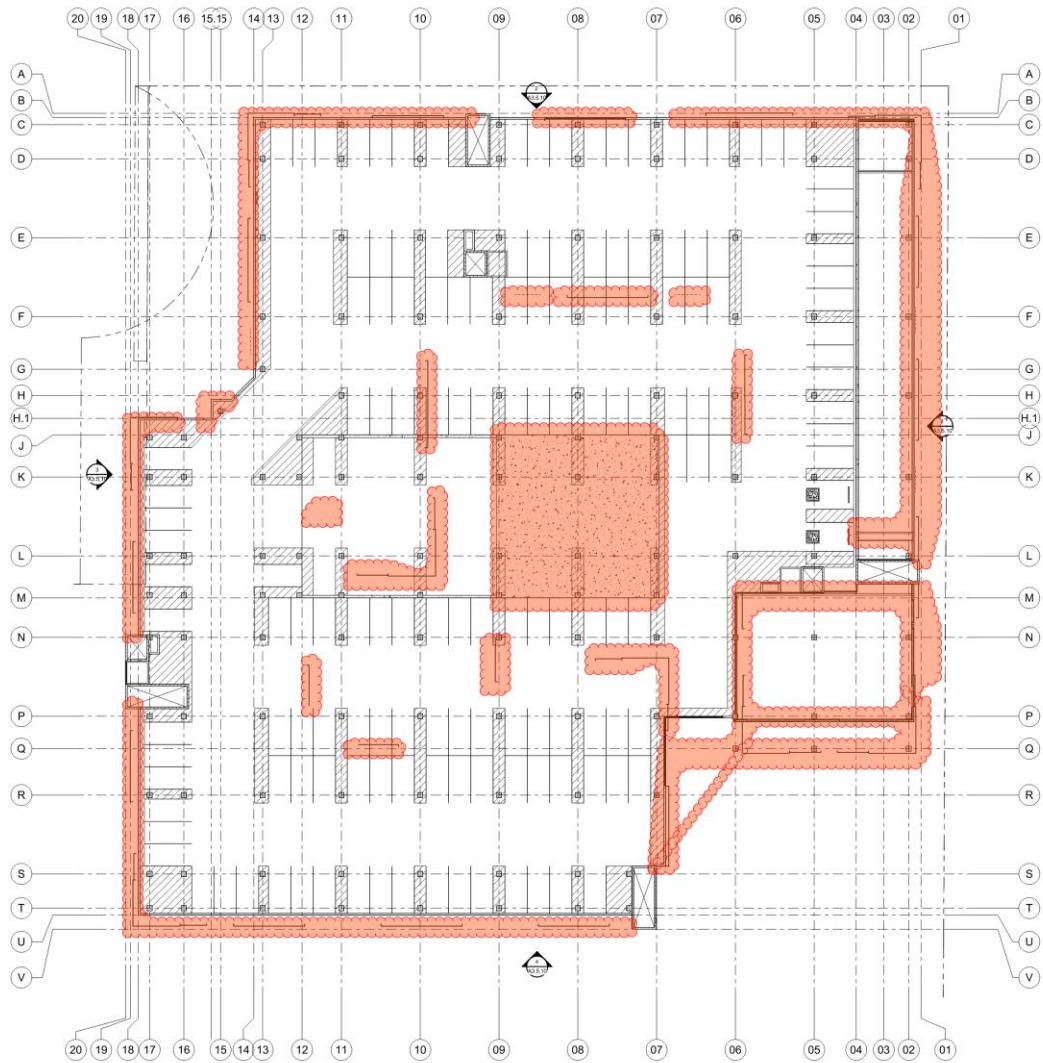


COMPARISON

AFTER



COMPARE PDFS



1 BLDG 01 - LEVEL P2 OVERALL  
SCALE: 1/8"=1'-0"

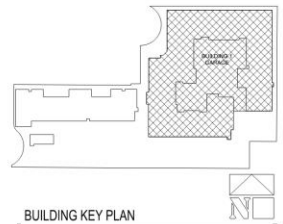
**BROADSTONE**  
56TH & WASHINGTON  
30 NORTH 56TH STREET  
PHOENIX, ARIZONA

11C OFFICE of Rich Barber  
**ORB**  
Architecture  
WORLDQB@ORBARCH.COM

PRELIMINARY  
NOT FOR  
CONSTRUCTION

**ALLIANCE**  
RESIDENTIAL COMPANY

COMPARISON



**BUILDING KEY PLAN**

WALL NUMBER	17-0102
DOOR NUMBER	10700A
FLOOR NUMBER	
WALL NUMBER	
FLOOR NUMBER	
WALL NUMBER	
DOOR NUMBER	08-28

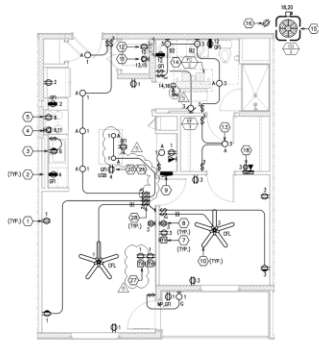
DATE: MAY 20TH 2023    ORB #: 22-213

**A3.1.17**  
BUILDING 01 PLAN - LEVEL P2

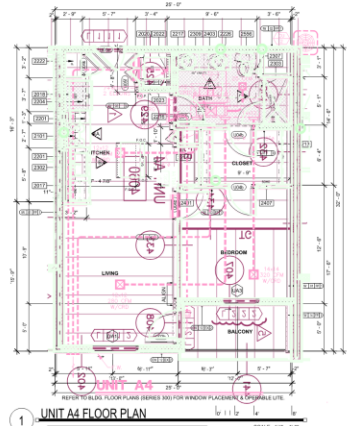




© 2018 BLUEBEAM



ELECTRICAL PLAN - UNIT A4  
SCALE: 1/4" = 1'-0"



UNIT A4 FLOOR PLAN  
SCALE: 1/4" = 1'-0"

- ARCHITECTURAL
- CIVIL
- MECHANICAL
- PLUMBING
- ELECTRICAL
- STRUCTURAL
- OTHER CONSULTANTS

**KEYNOTES**

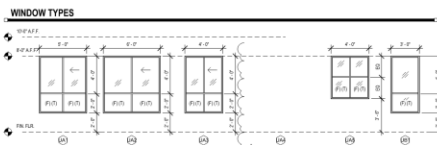
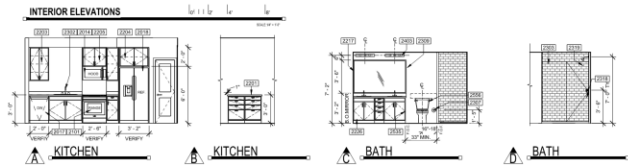
- 2014 MECHANICAL ABOVE RANGE
- 2015 REFRIGERATION
- 2016 MECH. ABOVE STITCHED
- 2017 DOWN VIEW BOX
- 2018 HANGER HOLE
- 2019 ELECTRIC RANGE
- 2020 COUNTER/FRUIT
- 2021 WALL COUNTER FRUIT
- 2022 CORNER ABOVE REFRIGERATOR
- 2023 CORNER ABOVE REFRIGERATOR
- 2024 CLOSET ROD AND SHELF (DR. SW)
- 2025 FACE FRAME DOOR
- 2026 LINEN SHELF
- 2027 MECH. ABOVE
- 2028 PAINTY SWELLING
- 2029 SINK/WHOLE UNIT/STOVE
- 2030 MECHANICAL ABOVE RANGE
- 2031 UNIT TOILET PAPER HOLDER
- 2032 UP PAPER HANG
- 2033 MIRROR
- 2034 MIRROR
- 2035 MIRROR
- 2036 MIRROR
- 2037 MIRROR
- 2038 MIRROR
- 2039 MIRROR
- 2040 MIRROR
- 2041 MIRROR
- 2042 MIRROR

**ACCESSIBILITY KEYNOTES**

- 2043 TYPE 'R' UNIT GLASS FLOOR SPACE AT SHOWER (0" MAX)
- 2044 TYPE 'R' UNIT GLASS FLOOR SPACE AT TOILET WITH OVERLAP
- 2045 TYPE 'R' UNIT GLASS FLOOR SPACE AT TOILET WITH OVERLAP
- 2046 TYPE 'R' UNIT BATHROOM GLASS FLOOR SPACE ASSET FROM SHOWER RANGE (0" MAX) - ICC 209 SECTION
- 2047 TYPE 'R' UNIT GLASS FLOOR SPACE IN FRONT OF EACH CLOSET (MINIMUM 6" CLEARANCE) - ICC 209 SECTION
- 2048 TYPE 'R' UNIT GLASS FLOOR SPACE POSITIONED FOR A CLOSET (MINIMUM 6" CLEARANCE) - ICC 209 SECTION
- 2049 TYPE 'R' UNIT GLASS FLOOR SPACE POSITIONED FOR A CLOSET (MINIMUM 6" CLEARANCE) - ICC 209 SECTION
- 2050 TYPE 'R' UNIT GLASS FLOOR SPACE POSITIONED FOR A CLOSET (MINIMUM 6" CLEARANCE) - ICC 209 SECTION
- 2051 TYPE 'R' UNIT GLASS FLOOR SPACE POSITIONED FOR A CLOSET (MINIMUM 6" CLEARANCE) - ICC 209 SECTION
- 2052 TOILET TYPE 'R' SHOWER CORNER, SEE SHEET A-4 FOR ACCESSIBILITY CLEARANCE & WALL BRACING INFORMATION
- 2053 DOOR CLEARANCE - FRONT APPROACH SHALL BE AT LEAST 36" CLEARANCE - FRONT APPROACH FROM SIDE GATEWAY AND CLOSET

- UNIT PLAN GENERAL NOTES**
1. ALL CONCRETE WALLS SHALL BE FINISHED WITH TYPICAL AS SHOWN ON SHEET 100001.01.
  2. ALL CONCRETE WALLS SHALL BE FINISHED WITH TYPICAL AS SHOWN ON SHEET 100001.01.
  3. ALL CONCRETE WALLS SHALL BE FINISHED WITH TYPICAL AS SHOWN ON SHEET 100001.01.
  4. ALL CONCRETE WALLS SHALL BE FINISHED WITH TYPICAL AS SHOWN ON SHEET 100001.01.
  5. ALL CONCRETE WALLS SHALL BE FINISHED WITH TYPICAL AS SHOWN ON SHEET 100001.01.
  6. ALL CONCRETE WALLS SHALL BE FINISHED WITH TYPICAL AS SHOWN ON SHEET 100001.01.
  7. ALL CONCRETE WALLS SHALL BE FINISHED WITH TYPICAL AS SHOWN ON SHEET 100001.01.
  8. ALL CONCRETE WALLS SHALL BE FINISHED WITH TYPICAL AS SHOWN ON SHEET 100001.01.
  9. ALL CONCRETE WALLS SHALL BE FINISHED WITH TYPICAL AS SHOWN ON SHEET 100001.01.
  10. ALL CONCRETE WALLS SHALL BE FINISHED WITH TYPICAL AS SHOWN ON SHEET 100001.01.
  11. ALL CONCRETE WALLS SHALL BE FINISHED WITH TYPICAL AS SHOWN ON SHEET 100001.01.
  12. ALL CONCRETE WALLS SHALL BE FINISHED WITH TYPICAL AS SHOWN ON SHEET 100001.01.
  13. ALL CONCRETE WALLS SHALL BE FINISHED WITH TYPICAL AS SHOWN ON SHEET 100001.01.
  14. ALL CONCRETE WALLS SHALL BE FINISHED WITH TYPICAL AS SHOWN ON SHEET 100001.01.
  15. ALL CONCRETE WALLS SHALL BE FINISHED WITH TYPICAL AS SHOWN ON SHEET 100001.01.
  16. ALL CONCRETE WALLS SHALL BE FINISHED WITH TYPICAL AS SHOWN ON SHEET 100001.01.
  17. ALL CONCRETE WALLS SHALL BE FINISHED WITH TYPICAL AS SHOWN ON SHEET 100001.01.
  18. ALL CONCRETE WALLS SHALL BE FINISHED WITH TYPICAL AS SHOWN ON SHEET 100001.01.
  19. ALL CONCRETE WALLS SHALL BE FINISHED WITH TYPICAL AS SHOWN ON SHEET 100001.01.
  20. ALL CONCRETE WALLS SHALL BE FINISHED WITH TYPICAL AS SHOWN ON SHEET 100001.01.

- ANSI GENERAL NOTES**
1. ALL ACCESSIBLE ELEMENTS SHALL BE FINISHED WITH TYPICAL AS SHOWN ON SHEET 100001.01.
  2. ALL ACCESSIBLE ELEMENTS SHALL BE FINISHED WITH TYPICAL AS SHOWN ON SHEET 100001.01.
  3. ALL ACCESSIBLE ELEMENTS SHALL BE FINISHED WITH TYPICAL AS SHOWN ON SHEET 100001.01.
  4. ALL ACCESSIBLE ELEMENTS SHALL BE FINISHED WITH TYPICAL AS SHOWN ON SHEET 100001.01.
  5. ALL ACCESSIBLE ELEMENTS SHALL BE FINISHED WITH TYPICAL AS SHOWN ON SHEET 100001.01.
  6. ALL ACCESSIBLE ELEMENTS SHALL BE FINISHED WITH TYPICAL AS SHOWN ON SHEET 100001.01.
  7. ALL ACCESSIBLE ELEMENTS SHALL BE FINISHED WITH TYPICAL AS SHOWN ON SHEET 100001.01.
  8. ALL ACCESSIBLE ELEMENTS SHALL BE FINISHED WITH TYPICAL AS SHOWN ON SHEET 100001.01.
  9. ALL ACCESSIBLE ELEMENTS SHALL BE FINISHED WITH TYPICAL AS SHOWN ON SHEET 100001.01.
  10. ALL ACCESSIBLE ELEMENTS SHALL BE FINISHED WITH TYPICAL AS SHOWN ON SHEET 100001.01.
  11. ALL ACCESSIBLE ELEMENTS SHALL BE FINISHED WITH TYPICAL AS SHOWN ON SHEET 100001.01.
  12. ALL ACCESSIBLE ELEMENTS SHALL BE FINISHED WITH TYPICAL AS SHOWN ON SHEET 100001.01.
  13. ALL ACCESSIBLE ELEMENTS SHALL BE FINISHED WITH TYPICAL AS SHOWN ON SHEET 100001.01.
  14. ALL ACCESSIBLE ELEMENTS SHALL BE FINISHED WITH TYPICAL AS SHOWN ON SHEET 100001.01.
  15. ALL ACCESSIBLE ELEMENTS SHALL BE FINISHED WITH TYPICAL AS SHOWN ON SHEET 100001.01.
  16. ALL ACCESSIBLE ELEMENTS SHALL BE FINISHED WITH TYPICAL AS SHOWN ON SHEET 100001.01.
  17. ALL ACCESSIBLE ELEMENTS SHALL BE FINISHED WITH TYPICAL AS SHOWN ON SHEET 100001.01.
  18. ALL ACCESSIBLE ELEMENTS SHALL BE FINISHED WITH TYPICAL AS SHOWN ON SHEET 100001.01.
  19. ALL ACCESSIBLE ELEMENTS SHALL BE FINISHED WITH TYPICAL AS SHOWN ON SHEET 100001.01.
  20. ALL ACCESSIBLE ELEMENTS SHALL BE FINISHED WITH TYPICAL AS SHOWN ON SHEET 100001.01.

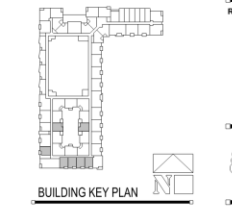
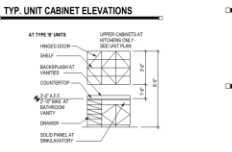
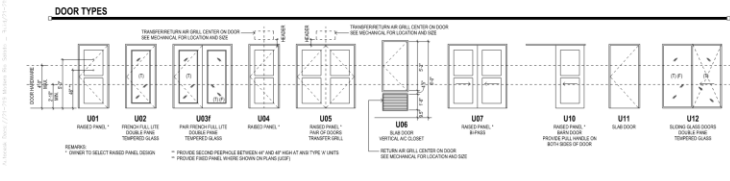



**WINDOW SCHEDULE**

NO.	TYPE	FINISH	GLASS	OPERATION	ACCESS
W1	BLINDER	F-2	CL	F-2	F-2
W2	BLINDER	F-2	CL	F-2	F-2
W3	BLINDER	F-2	CL	F-2	F-2
W4	BLINDER	F-2	CL	F-2	F-2
W5	BLINDER	F-2	CL	F-2	F-2
W6	BLINDER	F-2	CL	F-2	F-2
W7	BLINDER	F-2	CL	F-2	F-2
W8	BLINDER	F-2	CL	F-2	F-2
W9	BLINDER	F-2	CL	F-2	F-2
W10	BLINDER	F-2	CL	F-2	F-2
W11	BLINDER	F-2	CL	F-2	F-2
W12	BLINDER	F-2	CL	F-2	F-2

**UNIT WINDOW GENERAL NOTES**

1. ALL WINDOW TYPES SHALL BE FINISHED WITH TYPICAL AS SHOWN ON SHEET 100001.01.
2. ALL WINDOW TYPES SHALL BE FINISHED WITH TYPICAL AS SHOWN ON SHEET 100001.01.
3. ALL WINDOW TYPES SHALL BE FINISHED WITH TYPICAL AS SHOWN ON SHEET 100001.01.
4. ALL WINDOW TYPES SHALL BE FINISHED WITH TYPICAL AS SHOWN ON SHEET 100001.01.
5. ALL WINDOW TYPES SHALL BE FINISHED WITH TYPICAL AS SHOWN ON SHEET 100001.01.
6. ALL WINDOW TYPES SHALL BE FINISHED WITH TYPICAL AS SHOWN ON SHEET 100001.01.
7. ALL WINDOW TYPES SHALL BE FINISHED WITH TYPICAL AS SHOWN ON SHEET 100001.01.
8. ALL WINDOW TYPES SHALL BE FINISHED WITH TYPICAL AS SHOWN ON SHEET 100001.01.
9. ALL WINDOW TYPES SHALL BE FINISHED WITH TYPICAL AS SHOWN ON SHEET 100001.01.
10. ALL WINDOW TYPES SHALL BE FINISHED WITH TYPICAL AS SHOWN ON SHEET 100001.01.
11. ALL WINDOW TYPES SHALL BE FINISHED WITH TYPICAL AS SHOWN ON SHEET 100001.01.
12. ALL WINDOW TYPES SHALL BE FINISHED WITH TYPICAL AS SHOWN ON SHEET 100001.01.
13. ALL WINDOW TYPES SHALL BE FINISHED WITH TYPICAL AS SHOWN ON SHEET 100001.01.
14. ALL WINDOW TYPES SHALL BE FINISHED WITH TYPICAL AS SHOWN ON SHEET 100001.01.
15. ALL WINDOW TYPES SHALL BE FINISHED WITH TYPICAL AS SHOWN ON SHEET 100001.01.
16. ALL WINDOW TYPES SHALL BE FINISHED WITH TYPICAL AS SHOWN ON SHEET 100001.01.
17. ALL WINDOW TYPES SHALL BE FINISHED WITH TYPICAL AS SHOWN ON SHEET 100001.01.
18. ALL WINDOW TYPES SHALL BE FINISHED WITH TYPICAL AS SHOWN ON SHEET 100001.01.
19. ALL WINDOW TYPES SHALL BE FINISHED WITH TYPICAL AS SHOWN ON SHEET 100001.01.
20. ALL WINDOW TYPES SHALL BE FINISHED WITH TYPICAL AS SHOWN ON SHEET 100001.01.



**MODERA RIO SALADO**  
835 W RIO SALADO PKWY  
TEMPE, ARIZONA 85281

Office of Rich Bach Architects  
**ORB**  
Architects  
W15HQ@ORBACH.COM

**HILL CREEK**  
RESIDENTIAL

**REVISIONS**

NO.	DATE	DESCRIPTION
1	03/19/2018	ISSUE FOR CONSTRUCTION
2	04/10/2018	CITY COMMENTS
3	04/10/2018	CONTRACTOR
4	04/10/2018	2ND CITY COMMENTS
5	04/19/2018	CONTRACTOR

ISSUE FOR CONSTRUCTION  
DATE: 03/19/2018 - 03/19/2018  
**A2.12**  
UNIT PLANS A4



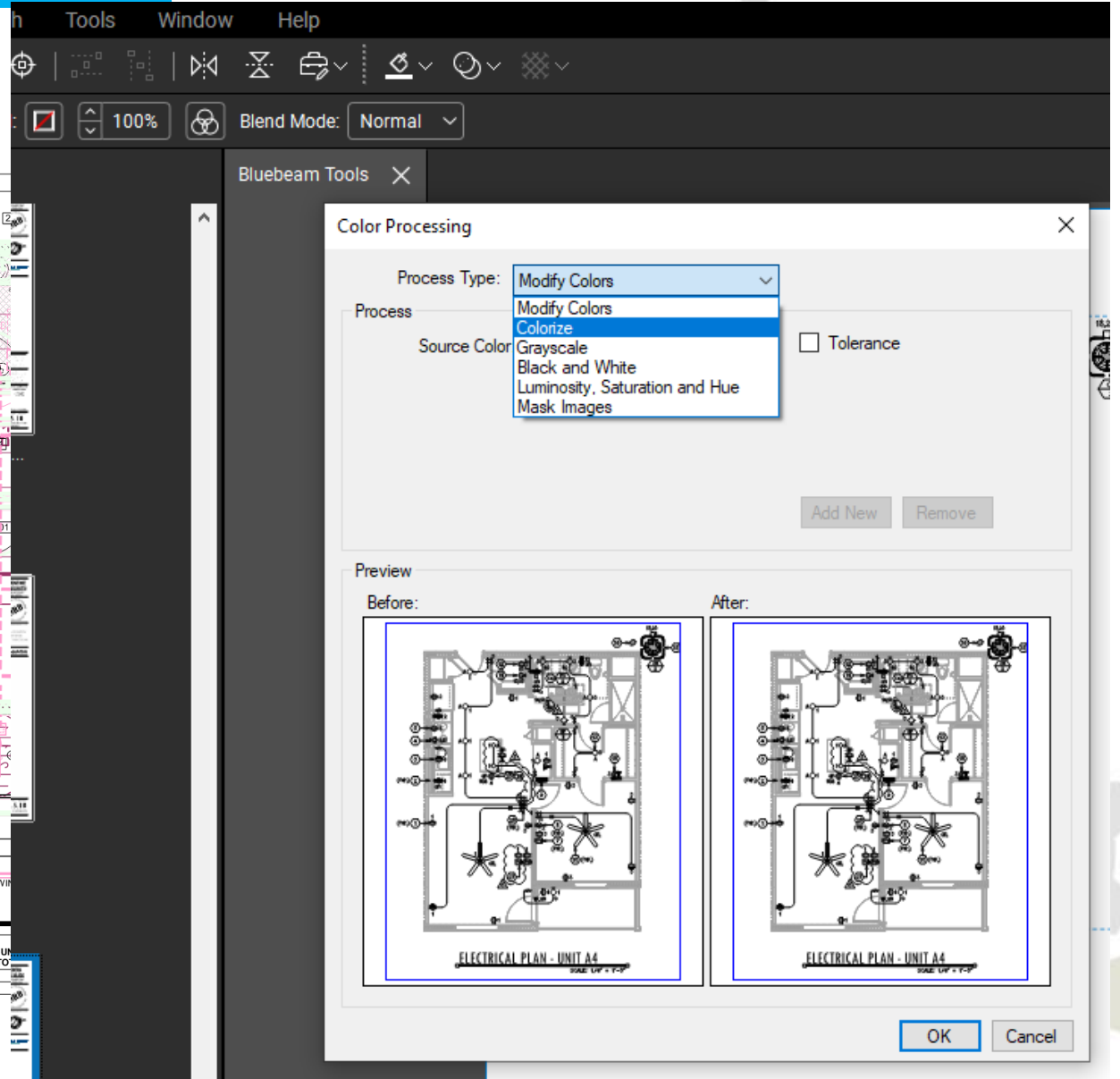


- **OVERLAY PARTS OF DRAWINGS**

- USE SNAPSHOT "G" TO COPY AREA
- PASTE TO DESIRED LOCATION
- ADJUST SCALE WITH PROPERTIES TAB
- SET BACKGROUND TO TRANSPARENT
- USE COLOR PROCESSING TO AJUST COLOR
- RECOMMEND USING COLORIZE AND PICK COLOR BASED ON CONSULTANT COLOR

1 **UNIT A4 FLOOR PLAN**

UNITS	BED / BATH	# OF UNITS	UNIT LIVABLE	UNIT BALCONY AREA	UN TO
UNIT A4	1/1	36	740 SF	73 SF	
UNIT A4H	1/1	2	740 SF	73 SF	



h Tools Window Help

100% Blend Mode: Normal

Bluebeam Tools

Color Processing

Process Type: Modify Colors

Process: Modify Colors

Source Color: Grayscale

Tolerance

Add New Remove

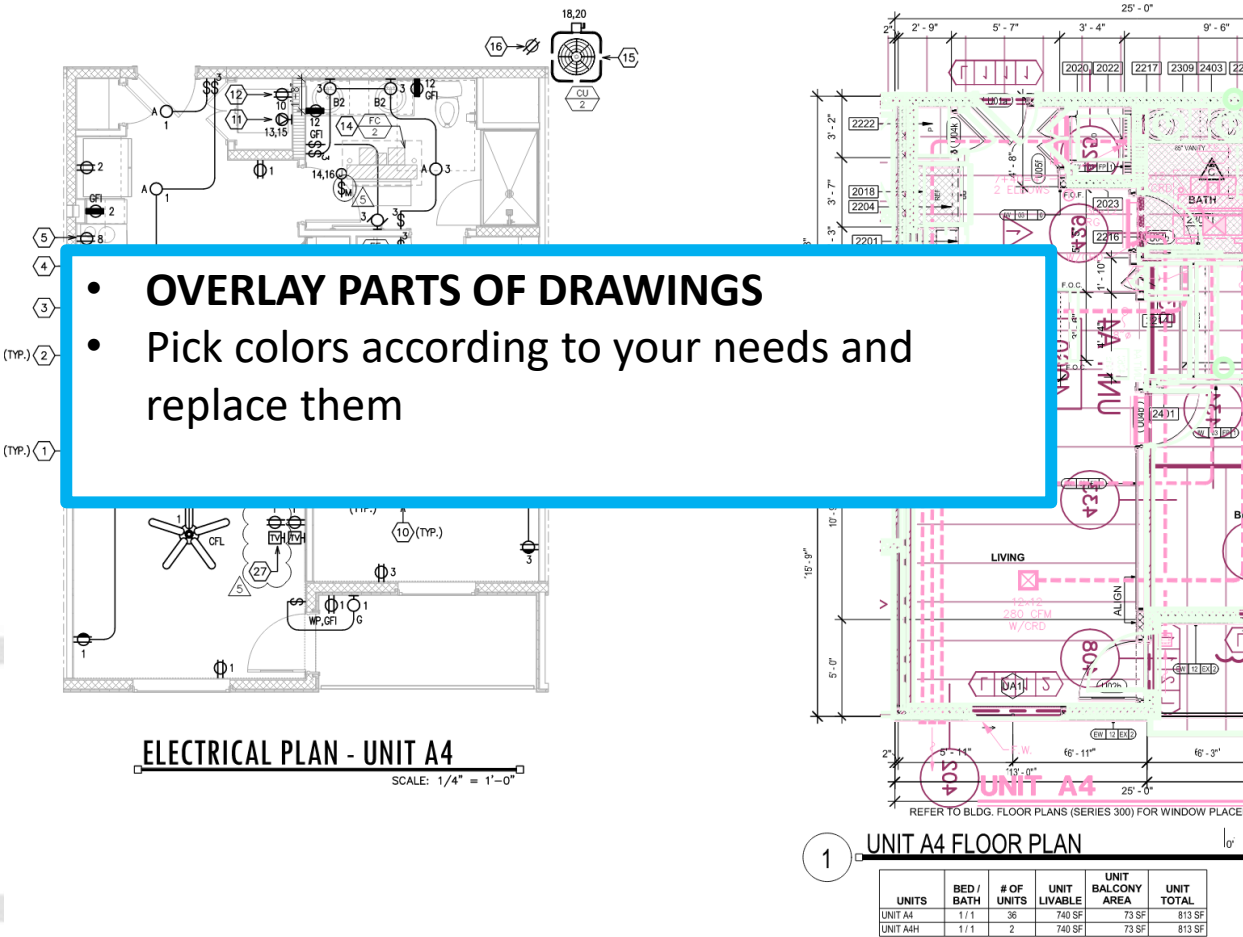
Preview

Before: After:

ELECTRICAL PLAN - UNIT A4

OK Cancel

COMPARE PDFS



**ELECTRICAL PLAN - UNIT A4**  
SCALE: 1/4" = 1'-0"

**UNIT A4 FLOOR PLAN**  
REFER TO BLDG. FLOOR PLANS (SERIES 300) FOR WINDOW PLACE

UNITS	BED / BATH	# OF UNITS	UNIT LIVABLE	UNIT BALCONY AREA	UNIT TOTAL
UNIT A4	1/1	36	740 SF	73 SF	813 SF
UNIT A4H	1/1	2	740 SF	73 SF	813 SF

- **OVERLAY PARTS OF DRAWINGS**
- Pick colors according to your needs and replace them

Color Processing

Process Type: **Modify Colors**

Process

Source Color: [Orange] To: [Purple]

[Red] [Purple]

[Green] [Blue]

[Cyan] [Cyan]

Tolerance

Add New Remove

Preview

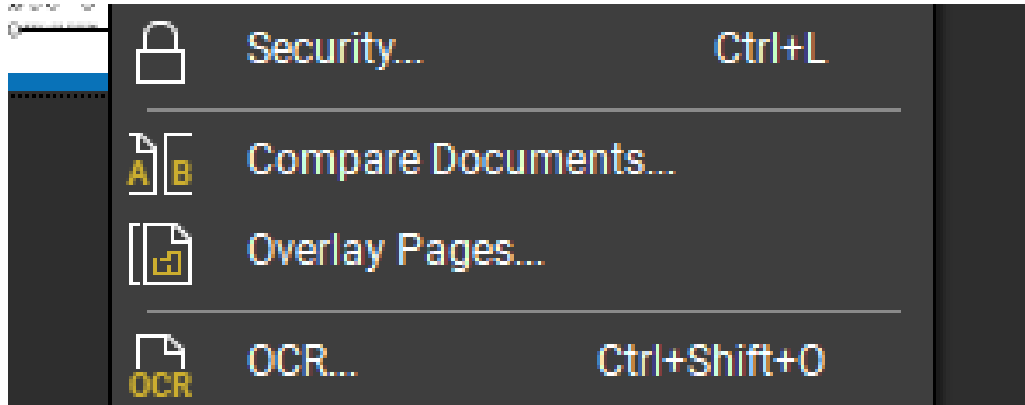
Before:

- ← ARCHITECTURAL
- ← CIVIL
- ← STRUCTURAL
- ← MECHANICAL
- ← PLUMBING
- ← ELECTRICAL
- ← INTERIORS
- ← OTHER CONSULTANTS

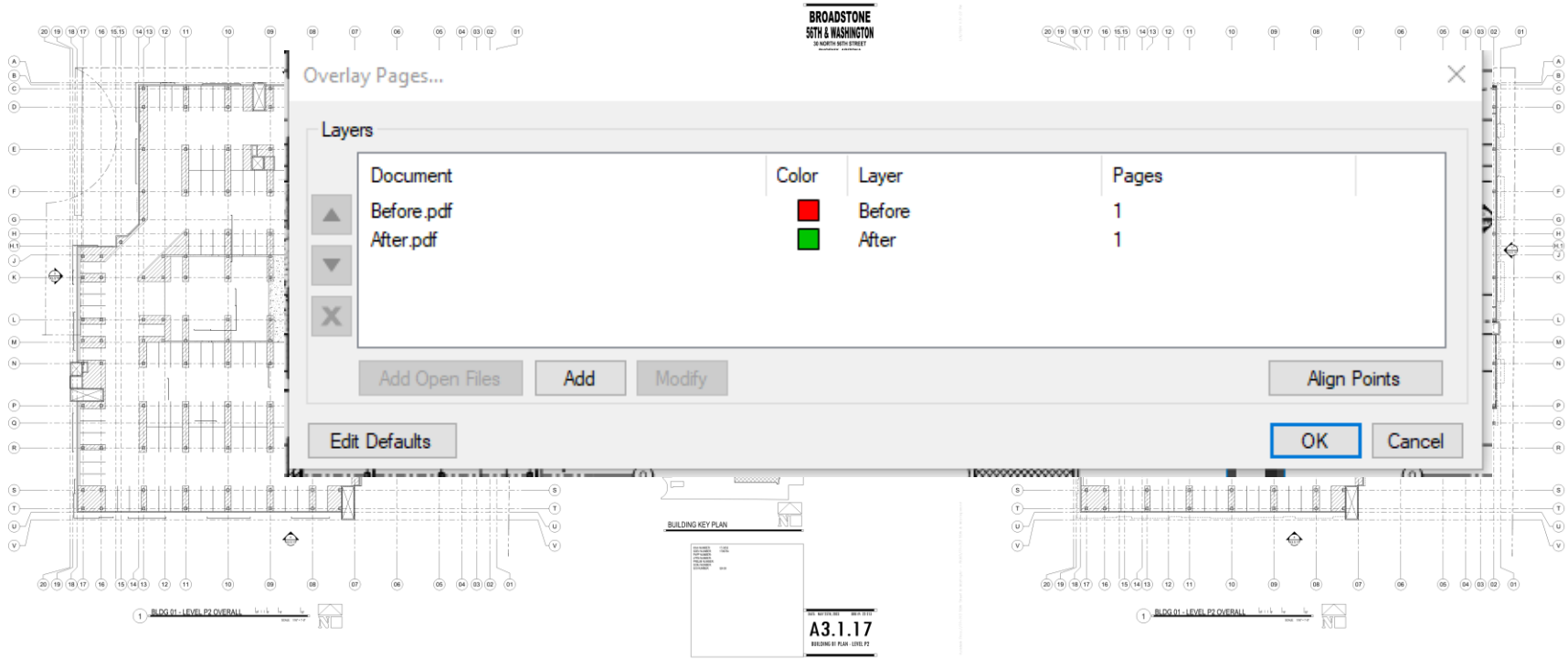
After:

- ← ARCHITECTURAL
- ← CIVIL
- ← STRUCTURAL
- ← MECHANICAL
- ← PLUMBING
- ← ELECTRICAL
- ← INTERIORS
- ← OTHER CONSULTANTS

OK Cancel



## COMPARE PDFS



**BROADSTONE  
56TH & WASHINGTON  
30 NORTH 56TH STREET  
PHOENIX, ARIZONA**

**Office of Rich Barth  
Architecture, LLC  
ORBA**

PRELIMINARY  
NOT FOR  
CONSTRUCTION

**ALLIANCE**

**BUILDING KEY PLAN**

**A3.1.17  
BUILDING PLAN - USE P2**

**BUILDING KEY PLAN**

**A3.1.17  
BUILDING PLAN - USE P2**

**Overlay Pages...**

Document	Color	Layer	Pages
Before.pdf	Red	Before	1
After.pdf	Green	After	1

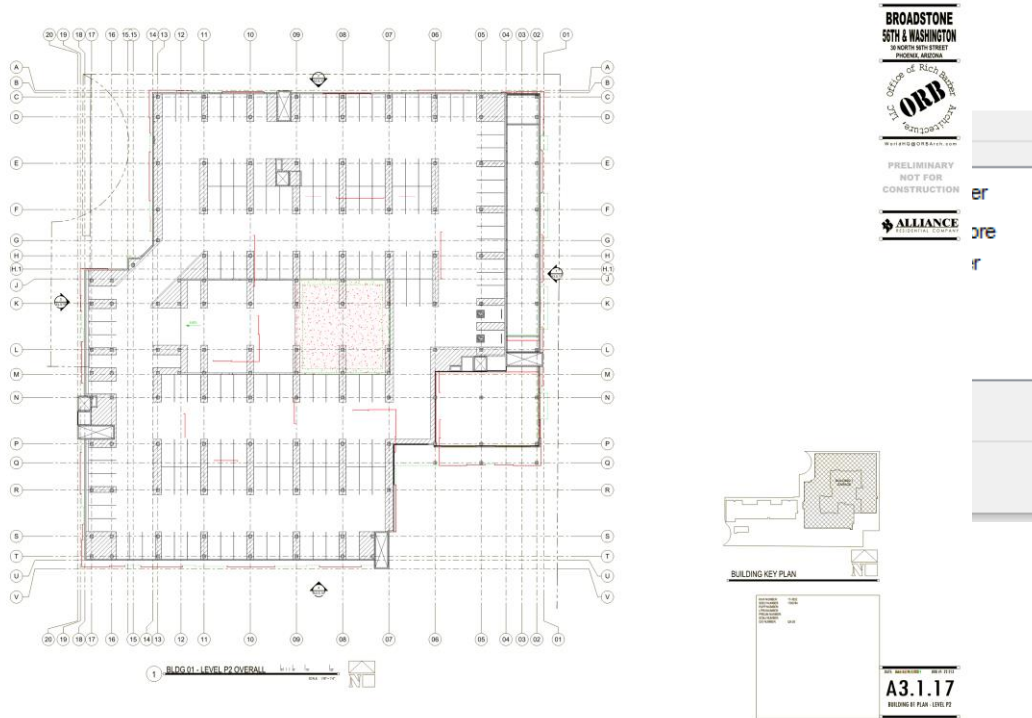
Add Open Files Add Modify Align Points Edit Defaults OK Cancel

BEFORE

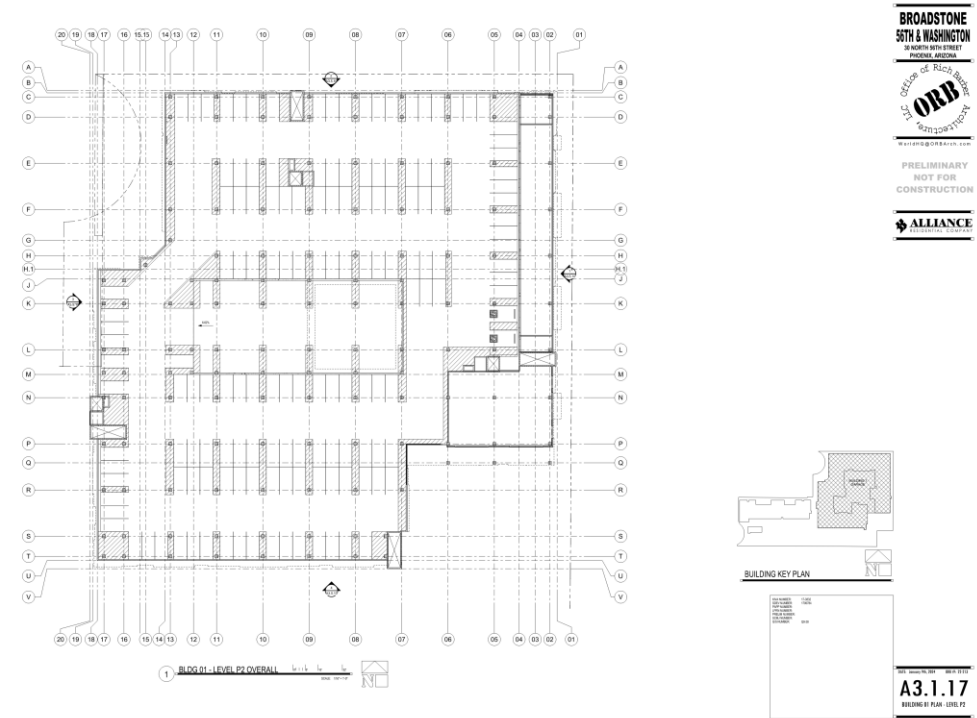
AFTER






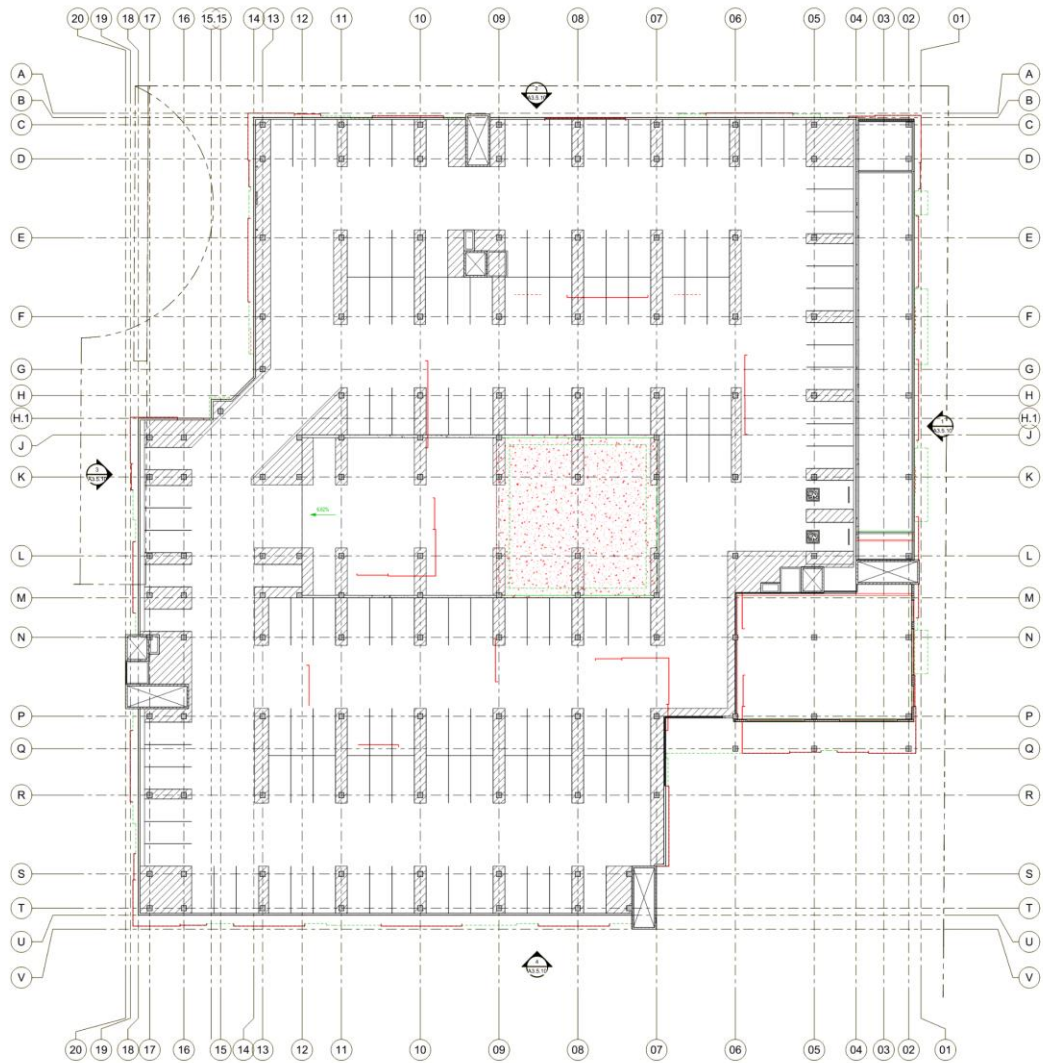


BEFORE



AFTER





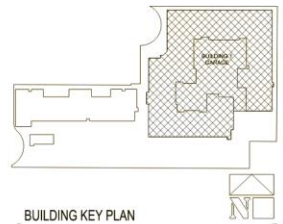
1 BLDG 01 - LEVEL P2 OVERALL

**BROADSTONE**  
**56TH & WASHINGTON**  
 30 NORTH 56TH STREET  
 PHOENIX, ARIZONA

PRELIMINARY  
 NOT FOR  
 CONSTRUCTION

**ALLIANCE**  
 RESIDENTIAL COMPANY

OVERLAY



**BUILDING KEY PLAN**


REV NUMBER	17.002
ISSUE NUMBER	00000
PROJ NUMBER	00000
OWNER NUMBER	00000
PROJECT NUMBER	00000
SHEET NUMBER	00.00
SHEET TOTAL	00.00

DATE: 04/01/2024 000 # 22-513


**A3.1.17**  
 BUILDING 01 PLAN - LEVEL P2






-  Security... Ctrl+L


---

-  Compare Documents...

---




-  Overlay Pages...




---

-  OCR... Ctrl+Shift+O

Overlay Pages... ✕

Layers

Document	Color	Layer	Pages
Overlay 1.pdf		Overlay 1	1
Overlay 2.pdf		Overlay 2	1
Overlay 3.pdf		Overlay 3	1







# BLUEBEAM®

## FILE MANAGEMENT



**SEE SHEET E5.28 FOR WORK IN THIS AREA.**

**FLOOR FRAMING PLAN - LEVEL 2 - AREA C**

**2 BLDG RCP ELECTRICAL LIGHTING PLAN - LEVEL 1 - SEQUENCE D**

**WALL TYPE AND CALL OUT LEGEND**

**KEYNOTES**

**SYMBOLS**

**FINISH REQUIREMENTS - TYPICAL, U.S.G.**

**SEE SHEET S3.12 FOR PLAN NOTES.**

DETAIL	SHEET	DESCRIPTION
----	00.01	GENERAL STRUCTURAL NOTES
----	00.02	GENERAL STRUCTURAL NOTES (CONT'D)
00-19	00.11	TYPICAL DETAILS
21-38	00.12	TYPICAL DETAILS
41-58	00.13	TYPICAL DETAILS
60-79	00.14	TYPICAL DETAILS
81-99	00.15	TYPICAL DETAILS
----	00.16	CONCRETE, MASONRY, STEEL SCHEDULES
----	00.17	WOOD SCHEDULES
100-118	00.18	FOUNDATION DETAILS
121-138	00.19	FOUNDATION DETAILS
141-158	00.20	FOUNDATION DETAILS
160-179	00.21	FOUNDATION DETAILS
180-199	00.22	FOUNDATION DETAILS
200-219	00.23	PRECAST CONCRETE DETAILS
220-239	00.24	PRECAST CONCRETE DETAILS
240-259	00.25	CAST-IN-PLACE CONCRETE DETAILS
260-279	00.26	CAST-IN-PLACE CONCRETE DETAILS
280-299	00.27	STEEL FRAMING DETAILS
300-319	00.28	MISC. FLOOR DETAILS
320-339	00.29	FLOOR FRAMING DETAILS
340-359	00.30	FLOOR FRAMING DETAILS
360-379	00.31	FLOOR FRAMING DETAILS
380-399	00.32	FLOOR FRAMING DETAILS
400-419	00.33	FLOOR FRAMING DETAILS
420-439	00.34	FLOOR FRAMING DETAILS
440-459	00.35	FLOOR FRAMING DETAILS
460-479	00.36	FLOOR FRAMING DETAILS
480-499	00.37	ROOF FRAMING DETAILS
500-519	00.38	ROOF FRAMING DETAILS
520-539	00.39	ROOF FRAMING DETAILS
540-559	00.40	ROOF FRAMING DETAILS
560-579	00.41	STAIR DETAILS
580-599	00.42	STAIR DETAILS
600-619	00.43	STAIR DETAILS
620-639	00.44	STAIR DETAILS
640-659	00.45	STAIR DETAILS
660-679	00.46	STAIR DETAILS
680-699	00.47	STAIR DETAILS
700-719	00.48	STAIR DETAILS
720-739	00.49	STAIR DETAILS
740-759	00.50	STAIR DETAILS

**ISSUED FOR CONSTRUCTION**

**REVISIONS**

DATE	DESCRIPTION
1/15/2020	COORDINATION
2/10/2020	REVISED FOR CONSTRUCTION
3/10/2020	REVISED FOR CONSTRUCTION

**ISSUED FOR CONSTRUCTION**

**3/31/20**

**ENLARGED BUILDING PLAN**

**AREA C**

**AREA B**

**AREA D**

**AREA A**

**GARAGE**

**BUILDING KEY PLAN**

**CARUSO-TURLEY-SCOTT-INC**

**1218 West Main Street, Phoenix, AZ 85003**

**PHOENIX, AZ**

**TEL: 602.441.1111**


**WWW.CARUSO-TURLEY-SCOTT.COM**

## PLANS DON'T ALIGN





PHICE




-  Security... Ctrl+L

---

-  Compare Documents...
-  Overlay Pages...




---

-  OCR... Ctrl+Shift+O

Overlay Pages... ✕

Layers

Document	Color	Layer	Pages
Overlay 1.pdf	Green	Overlay 1	1
Overlay 2.pdf	Blue	Overlay 2	1
Overlay 3.pdf	Red	Overlay 3	1

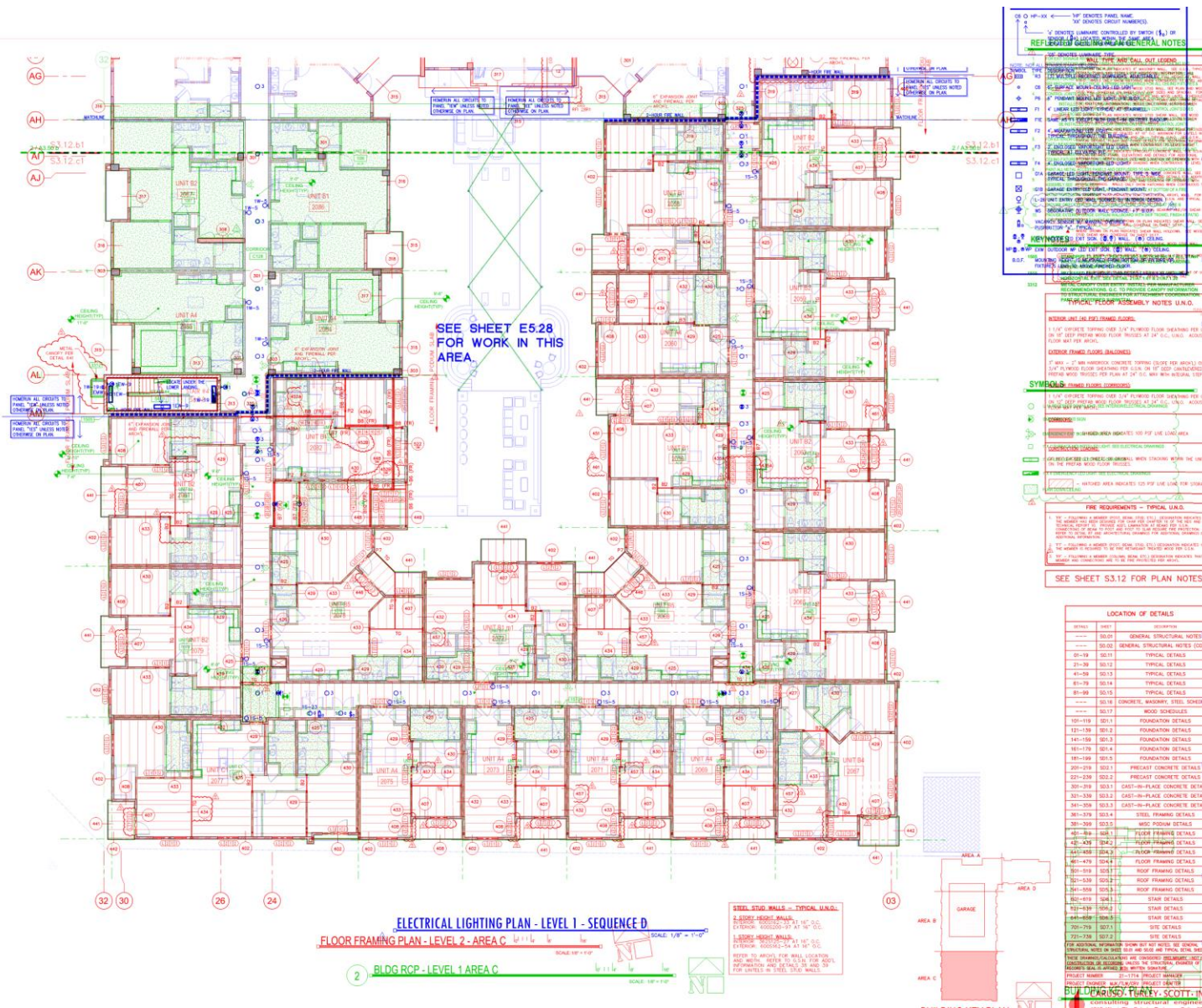








## FILE MANAGEMENT



**RIO SALADO**  
835 W RIO SALADO AVE  
TEMPE, ARIZONA 85281

**REVISIONS**

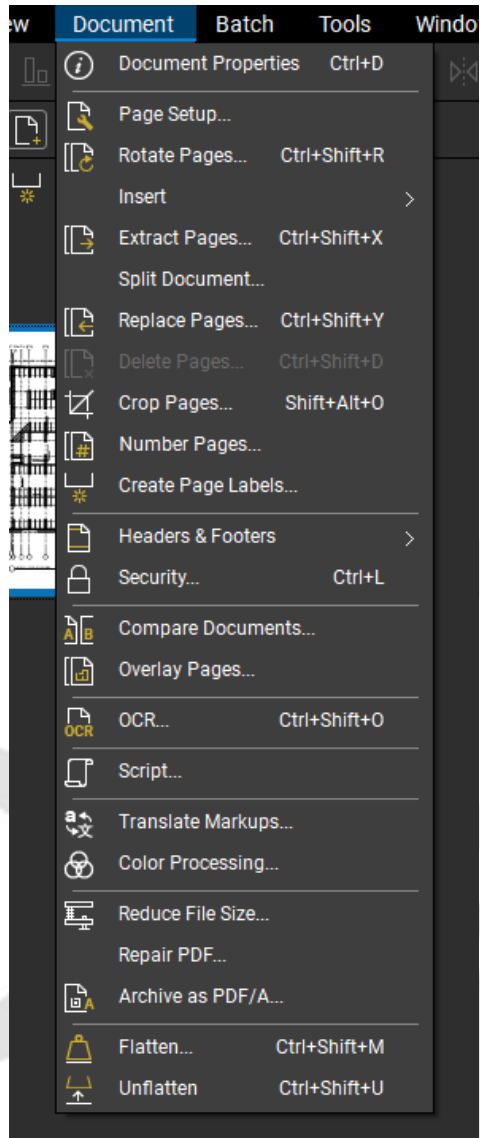
NO.	DATE	DESCRIPTION
1	08/11/2021	ISSUED FOR CONSTRUCTION
2	08/11/2021	REVISIONS
3	08/11/2021	REVISIONS
4	08/11/2021	REVISIONS
5	08/11/2021	REVISIONS
6	08/11/2021	REVISIONS
7	08/11/2021	REVISIONS
8	08/11/2021	REVISIONS
9	08/11/2021	REVISIONS
10	08/11/2021	REVISIONS
11	08/11/2021	REVISIONS
12	08/11/2021	REVISIONS
13	08/11/2021	REVISIONS
14	08/11/2021	REVISIONS
15	08/11/2021	REVISIONS
16	08/11/2021	REVISIONS
17	08/11/2021	REVISIONS
18	08/11/2021	REVISIONS
19	08/11/2021	REVISIONS
20	08/11/2021	REVISIONS
21	08/11/2021	REVISIONS
22	08/11/2021	REVISIONS
23	08/11/2021	REVISIONS
24	08/11/2021	REVISIONS
25	08/11/2021	REVISIONS
26	08/11/2021	REVISIONS
27	08/11/2021	REVISIONS
28	08/11/2021	REVISIONS
29	08/11/2021	REVISIONS
30	08/11/2021	REVISIONS
31	08/11/2021	REVISIONS
32	08/11/2021	REVISIONS
33	08/11/2021	REVISIONS
34	08/11/2021	REVISIONS
35	08/11/2021	REVISIONS
36	08/11/2021	REVISIONS
37	08/11/2021	REVISIONS
38	08/11/2021	REVISIONS
39	08/11/2021	REVISIONS
40	08/11/2021	REVISIONS
41	08/11/2021	REVISIONS
42	08/11/2021	REVISIONS
43	08/11/2021	REVISIONS
44	08/11/2021	REVISIONS
45	08/11/2021	REVISIONS
46	08/11/2021	REVISIONS
47	08/11/2021	REVISIONS
48	08/11/2021	REVISIONS
49	08/11/2021	REVISIONS
50	08/11/2021	REVISIONS
51	08/11/2021	REVISIONS
52	08/11/2021	REVISIONS
53	08/11/2021	REVISIONS
54	08/11/2021	REVISIONS
55	08/11/2021	REVISIONS
56	08/11/2021	REVISIONS
57	08/11/2021	REVISIONS
58	08/11/2021	REVISIONS
59	08/11/2021	REVISIONS
60	08/11/2021	REVISIONS
61	08/11/2021	REVISIONS
62	08/11/2021	REVISIONS
63	08/11/2021	REVISIONS
64	08/11/2021	REVISIONS
65	08/11/2021	REVISIONS
66	08/11/2021	REVISIONS
67	08/11/2021	REVISIONS
68	08/11/2021	REVISIONS
69	08/11/2021	REVISIONS
70	08/11/2021	REVISIONS
71	08/11/2021	REVISIONS
72	08/11/2021	REVISIONS
73	08/11/2021	REVISIONS
74	08/11/2021	REVISIONS
75	08/11/2021	REVISIONS
76	08/11/2021	REVISIONS
77	08/11/2021	REVISIONS
78	08/11/2021	REVISIONS
79	08/11/2021	REVISIONS
80	08/11/2021	REVISIONS
81	08/11/2021	REVISIONS
82	08/11/2021	REVISIONS
83	08/11/2021	REVISIONS
84	08/11/2021	REVISIONS
85	08/11/2021	REVISIONS
86	08/11/2021	REVISIONS
87	08/11/2021	REVISIONS
88	08/11/2021	REVISIONS
89	08/11/2021	REVISIONS
90	08/11/2021	REVISIONS
91	08/11/2021	REVISIONS
92	08/11/2021	REVISIONS
93	08/11/2021	REVISIONS
94	08/11/2021	REVISIONS
95	08/11/2021	REVISIONS
96	08/11/2021	REVISIONS
97	08/11/2021	REVISIONS
98	08/11/2021	REVISIONS
99	08/11/2021	REVISIONS
100	08/11/2021	REVISIONS

**E3.11.d**  
ELECTRICAL LIGHTING PLAN - LEVEL 1  
SCALE: 1/8" = 1'-0"

**E3.12.c**  
ELECTRICAL LIGHTING PLAN - LEVEL 2  
SCALE: 1/8" = 1'-0"

**ENLARGED BUILDING PLAN**

**BLVD ENGINEERING, ARCHITECTURE & INTERIOR DESIGN, INC.**  
1111 N. CENTRAL EXPRESSWAY, SUITE 200, PHOENIX, AZ 85024  
TEL: 602.998.1111 FAX: 602.998.1112  
WWW.BLUEBEAM.COM







- Reduce File Size...
- Repair PDF...
- Archive as PDF/A...
- Flatten... Ctrl+Shift+M
- Unflatten Ctrl+Shift+U

### Reduce File Size

Name	Size
Before.pdf	181 KB

File Size:  
Estimated:

Output Options

Quality Compression  
Balanced image retention and file size  
(Recommended)

Custom Preset: Edit Preset Edit

Filename Prefix:

Filename Suffix:

Save Cancel





### Keyboard Shortcuts

\*Exclusive to Revu eXtreme\*

#### Markup & Editing

Cloud	C	
Cloud+	K	
Ellipse	E	
Eraser	Shift + E	
Snapshot	G	
Highlight	H	
Hyperlink	Shift + H	
Image	I	
Line	L	
Arc	Shift + C	
Arrow	A	
Dimension	Shift + L	
Note	N	
Polyline	Shift + N	
Lasso	Shift + O	
Pen	P	
Polygon	Shift + P	
Callout	Q	
Rectangle	R	
Text Box	T	
Typewriter	W	
File Attachment	F	
Flag	Shift + F	
Format Painter	Ctrl + Shift + C	
Auto-Size Text Box	Alt + Z	
Dynamic Fill	J	
Measure Tool	M	
Length Measurement	Shift + Alt + L	
Polylength Tool	Shift + Alt + Q	

Perimeter Measurement	Shift + Alt + P	
Area Measurement	Shift + Alt + A	
Volume Measurement	Shift + Alt + V	
Count Measurement	Shift + Alt + C	
Diameter Measurement	Shift + Alt + D	
Angle Measurement	Shift + Alt + G	
Radius Measurement	Shift + Alt + U	
Complete Markup	Enter	
Exit Current Command	Esc	
Edit Text in Comment	F2	
Flatten Markups	Ctrl + Shift + M	
Unflatten Markups	Ctrl + Shift + U	
Copy	Ctrl + C	
Paste	Ctrl + V	
Paste in Place	Ctrl + Shift + V	
Cut	Ctrl + X	
Undo	Ctrl + Z	
Redo	Ctrl + Y	
Align Bottom	Ctrl + Alt + B	
Align Left	Ctrl + Alt + L	
Align Right	Ctrl + Alt + R	
Align Top	Ctrl + Alt + T	
Flip Horizontal	Ctrl + Alt + H	
Flip Vertical	Ctrl + Alt + V	
Bring Forward	Ctrl + ]	
Send Backward	Ctrl + [	
Bring to Front	Ctrl + Shift + ]	
Send to Back	Ctrl + Shift + [	

### Keyboard Shortcuts

#### Navigation

Select	V	
Pan	Shift + V	
Previous Document	Ctrl + Shift + F6	
Next Document	Ctrl + F6	
Jump to First Page	Home	
Jump to Last Page	End	
Previous Page	Ctrl + Left	
Next Page	Ctrl + Right	
Previous View	Alt + Left	
Next View	Alt + Right	
Next Comment	Tab	
Previous Comment	Shift + Tab	
Next Tab	Ctrl + Tab	
Previous Tab	Ctrl + Shift + Tab	
Scroll Up	Up	
Scroll Down	Down	
Scroll Left	Left	
Scroll Right	Right	

#### Page Manipulation

Insert Blank Page	Ctrl + Shift + N	
Insert Pages	Ctrl + Shift + I	
Extract Pages	Ctrl + Shift + X	
Replace Pages	Ctrl + Shift + Y	
Delete Pages	Ctrl + Shift + D	
Rotate Pages	Ctrl + Shift + R	
Copy Page to Snapshot	Ctrl + Alt + C	
Deskew	Ctrl + Alt + D	
Rotate Clockwise	Shift + Alt + (=)	

Rotate Counterclockwise	Shift + Alt + (-)	
Crop Pages	Shift + Alt + O	

#### Show Tabs

Bookmarks Tab	Alt + B	
Markups List Tab	Alt + L	
Measurements Tab	Alt + U	
Properties Tab	Alt + P	
Search Tab	Alt + 1	
Thumbnails Tab	Alt + T	
Tool Chest™ Tab	Alt + X	
File Access™ Tab	Alt + A	
Bluebeam Studio™	Alt + C	
bFX™ Tab	Alt + K	
Layers Tab	Alt + Y	
Spaces Tab	Alt + S	
Links Tab	Alt + N	
Forms Tab *	Alt + Q	
JavaScript Console	Alt + J	
3D Model Tree	Alt + 3	
Sets Tab	Alt + 2	
Signatures Tab	Alt + 4	

#### Miscellaneous

Open Help Window	F1	
Toggle Navigation Bar	F4	
Toggle Status Bar	F8	
Toggle Menu Bar	F9	
Close Context Menu	F10	

### Keyboard Shortcuts

#### Miscellaneous (cont.)

Open Context Menu	Shift + F10	
Show Start Page Tab	F12	
Document Properties	Ctrl + D	
Preferences	Ctrl + K	
Document Security	Ctrl + L	
Toggle Dimmer Switch	Ctrl + F5	

#### Advanced Text

Search	Ctrl + F	
Search Next Result	F3	
Search Previous Result	Shift + F3	
Select Text	Shift + T	
Select All Text	Ctrl + Shift + A	
Review Text	Shift + Alt + R	
Underline Text	U	
Squiggly Text	Shift + U	
Strikethrough Text	D	
Mark Text for Redaction *	Shift + K	

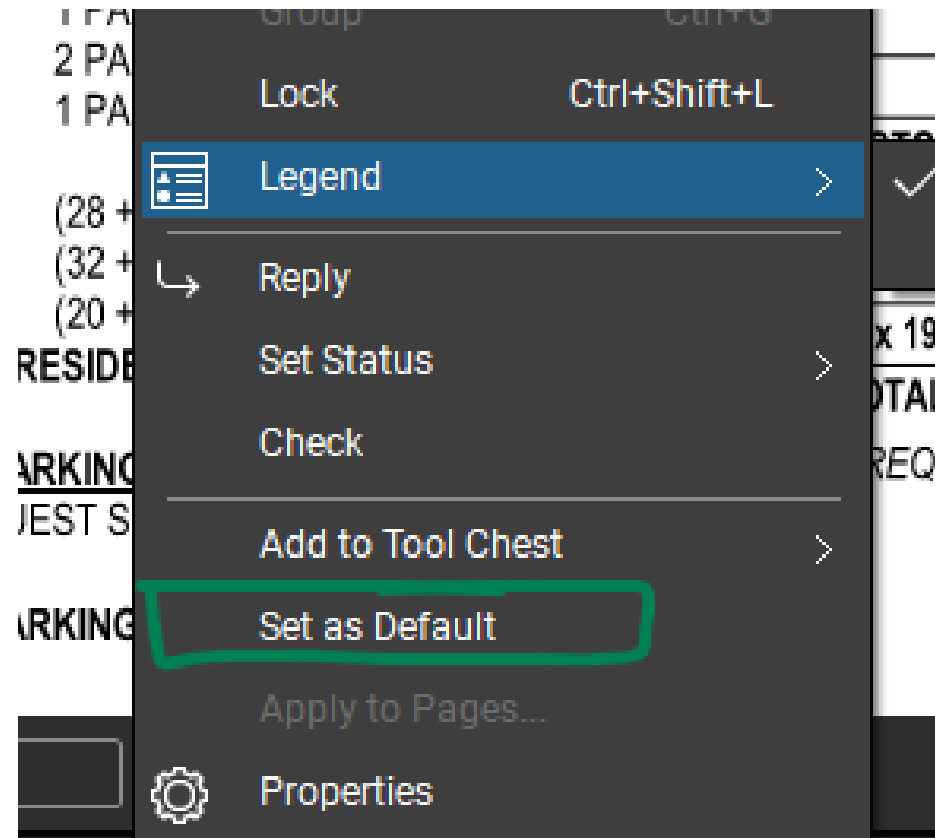
#### Advanced Text

Create PDF	Ctrl + N	
Image From Scanner	Shift + I	
Open	Ctrl + O	
Reopen Files From Last Session	Ctrl + Alt + O	
Print	Ctrl + P	
Publish As	Ctrl + Shift + P	
E-mail PDF	Ctrl + E	
Save	Ctrl + S	
Flatten PDF & Save	Ctrl + Alt + F	

Save a Copy	Ctrl + Shift + 5	
Save All	Shift + F2	
New WebTab™	Ctrl + T	
Export Markups	Ctrl + F2	
Import Markups	Ctrl + F3	
Previous Document in Folder	Alt + PgUp	
Next Document in Folder	Alt + PgDn	
Close all Open Tabs	Ctrl + Shift + W	
Close Current Document	Ctrl + W / F4	
Close Application	Alt + F4	
Exit	Ctrl + Q	



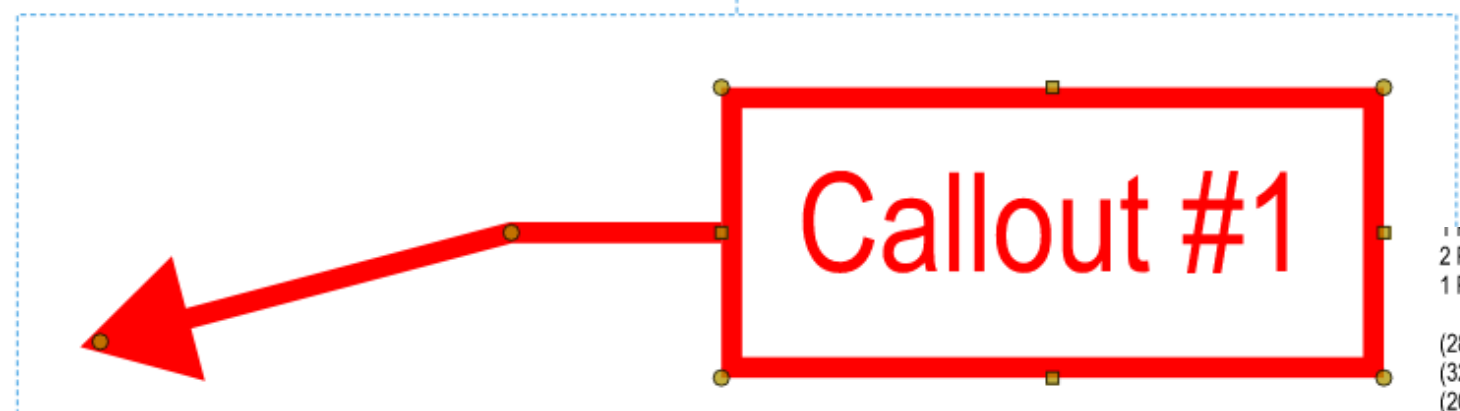
CLOUD	C
SNAPSHOT	G
HIGHLIGHT	H
LINE	L
ARROW	A
NOTE	N
PEN	P
CALLOUT	Q
RECTANGLE	R
TEXT BOX	T
MEASURE TOOL	M
GROUP MARKUPS	CTRL + G
SPELL CHECK	F7





Line: [red] 100% 0.00 pt End: [arrow] Auto Fill: [white] 100% Shape: [square] Font: Helvetica 8

Line: [red] 100% 1.50 pt End: [arrow] 75% Fill: [white] 100% Shape: [square] Font: Arial Narrow 10



- Lock Ctrl+Shift+L
- Legend**
- Reply
- Set Status
- Check
- Add to Tool Chest
- Set as Default**
- Apply to Pages...
- Properties



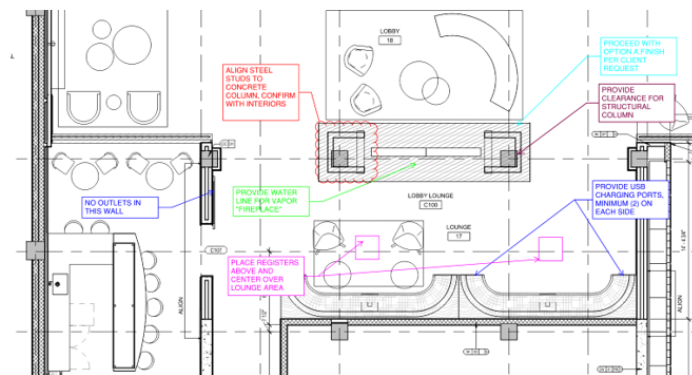
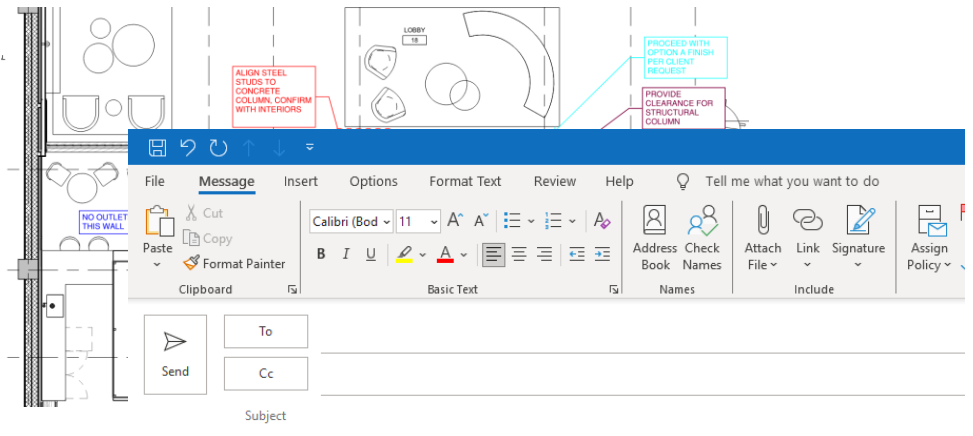
## KEYBOARD SHORTCUTS



SNAPSHOT TOOL COPIES TO COMPUTER “CLIPBOARD”

PASTE (CTRL + V) YOUR CLIPBOARD TO ANY OTHER WINDOWS BASED SOFTWARE WITHOUT HAVING TO EXPORT THE PDF OR USING SNIP TOOL:

- EMAIL
- WORD
- PPT
- EXCEL

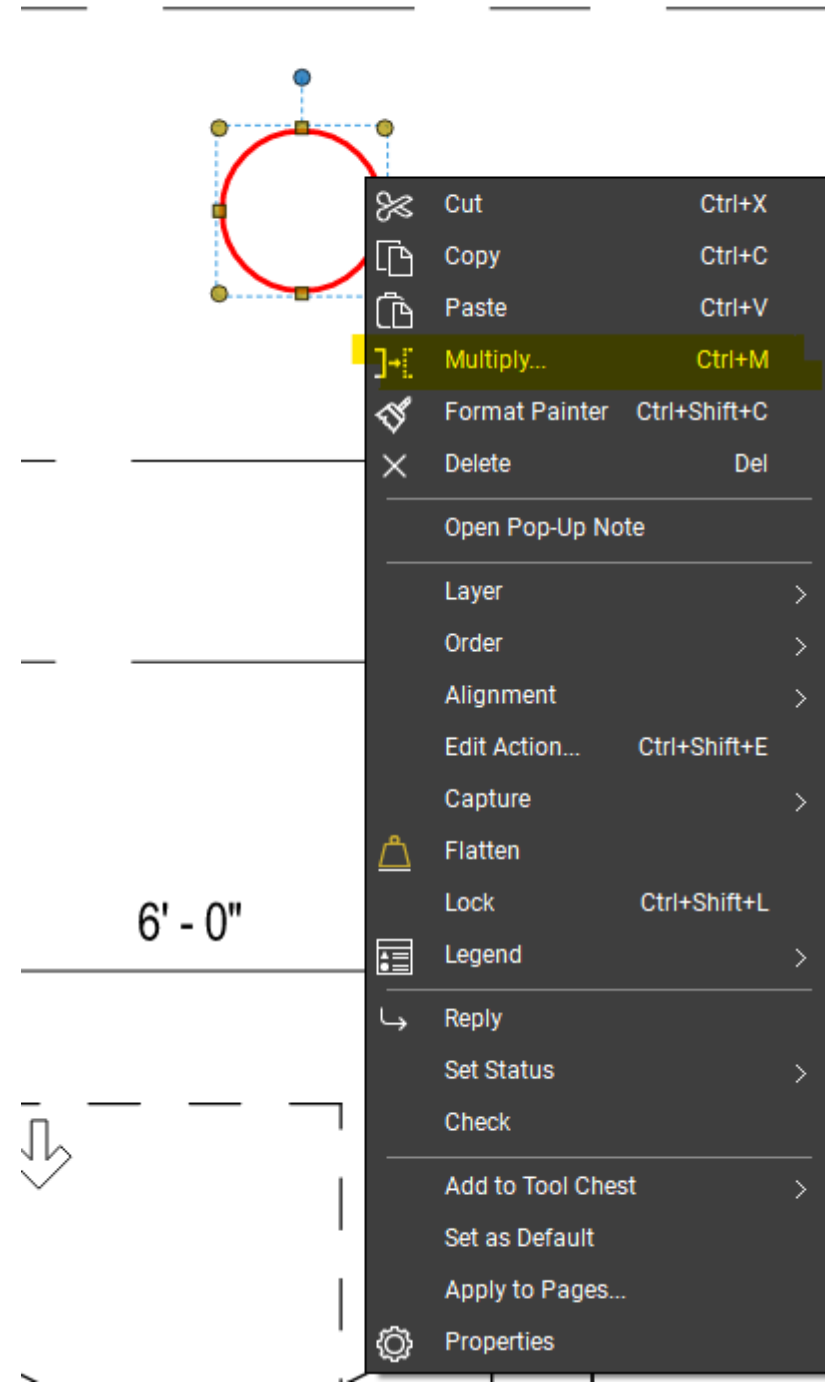


Regards,  
**Andres Fernandez**  
Project Manager  
**ORB ARCHITECTURE, LLC**  
2944 N. 44<sup>th</sup> Street, Suite 101 | Phoenix, AZ 85018  
P: 602.957.4530 | [www.orbarch.com](http://www.orbarch.com)



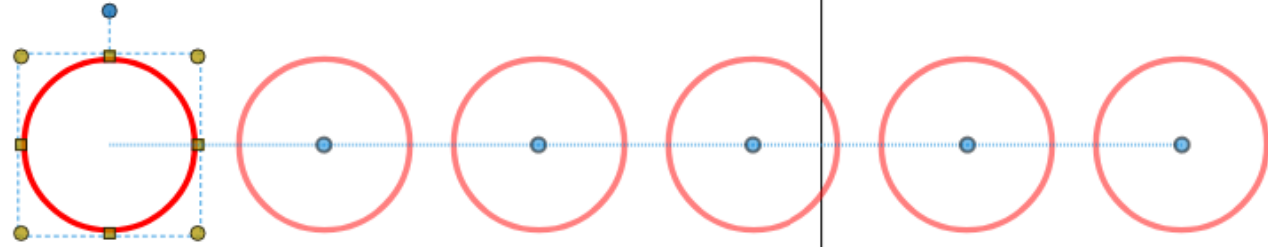
## BLUEBEAM 21 – NEW FEATURES

NEW FEATURES:  
MULTIPLY  
CUSTOM CAPTIONS  
STUDIO SESSIONS  
COLORS  
STAMPS  
SNAPSHOT  
CLOUD  
HIGHLIGHT





NEW FEATURES:  
MULTIPLY  
CUSTOM CAPTIONS  
STUDIO SESSIONS  
COLORS  
STAMPS  
SNAPSHOT  
CLOUD  
HIGHLIGHT



Multiply ✕

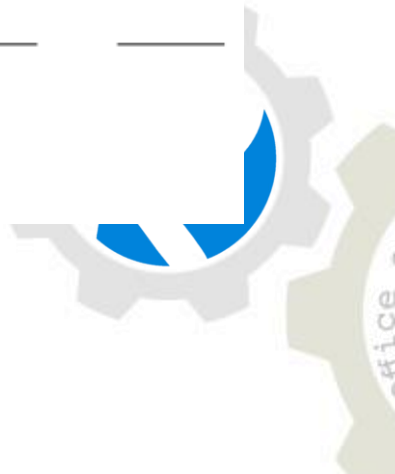
Direction:  ▾

Distance:   ▾

Copies:

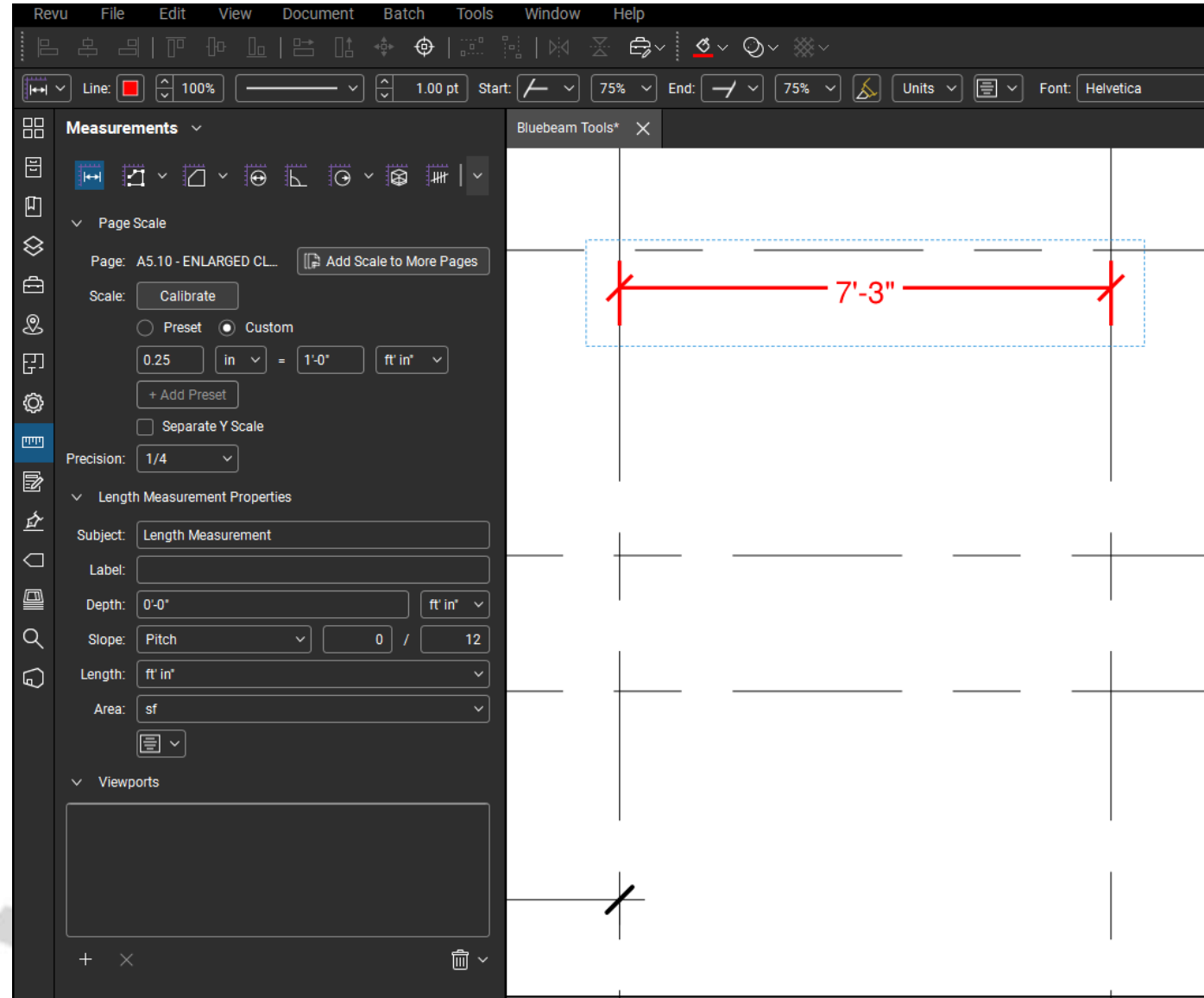
Scale: 1/4" = 1'-0"

Preview





**NEW FEATURES:**  
MULTIPLY  
CUSTOM CAPTIONS  
STUDIO SESSIONS  
COLORS  
STAMPS  
SNAPSHOT  
CLOUD  
HIGHLIGHT



Revu File Edit View Document Batch Tools Window Help

Line: [Color] 100% 1.00 pt Start: [Angle] 75% End: [Angle] 75% Units Font: Helvetica

**Measurements**

Page Scale  
Page: A5.10 - ENLARGED CL... Add Scale to More Pages  
Scale: Calibrate  
Preset Custom  
0.25 in = 1'-0" ft in"  
+ Add Preset  
Separate Y Scale  
Precision: 1/4

Length Measurement Properties  
Subject: Length Measurement  
Label:  
Depth: 0'-0" ft in"  
Slope: Pitch 0 / 12  
Length: ft in"  
Area: sf

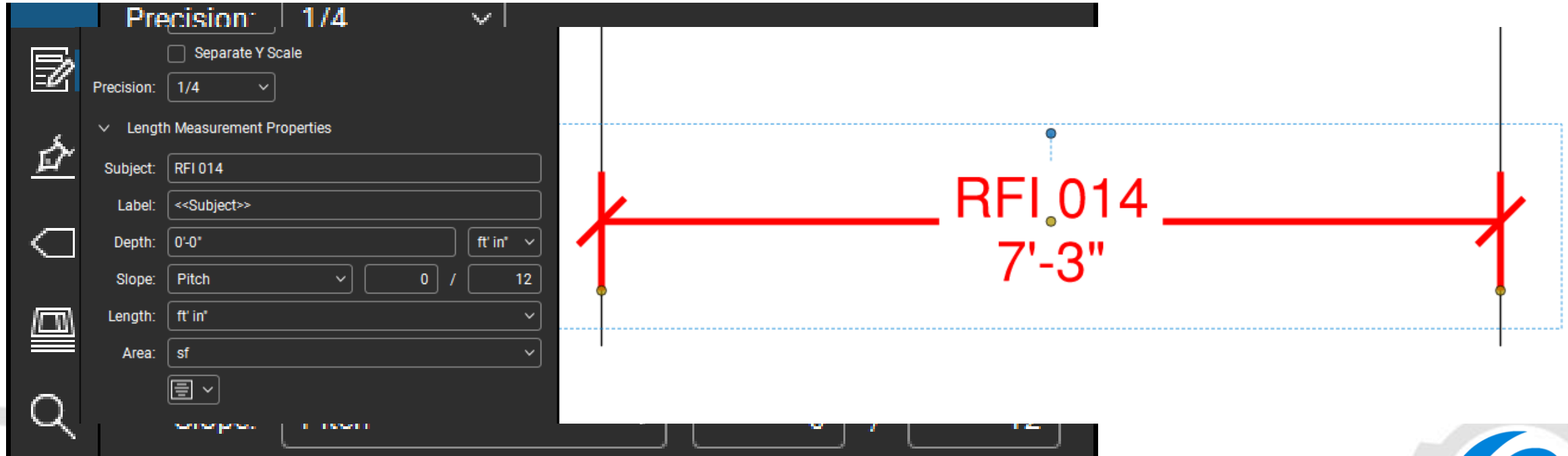
Viewports

Bluebeam Tools\*

7'-3"







**Precision: 1/4**

Separate Y Scale

Precision: 1/4

Length Measurement Properties

Subject: RFI 014

Label: <<Subject>>

Depth: 0'-0" ft' in"

Slope: Pitch 0 / 12

Length: ft' in"


Area: sf

RFI 014  
7'-3"





NEW FEATURE  
MULTIPLY  
CUSTOM CAPT  
STUDIO SESSIO  
COLL  
STAN  
SNA  
CLO  
HIGH  
BLUEBEAM AV



Select Region  [Sign In](#)

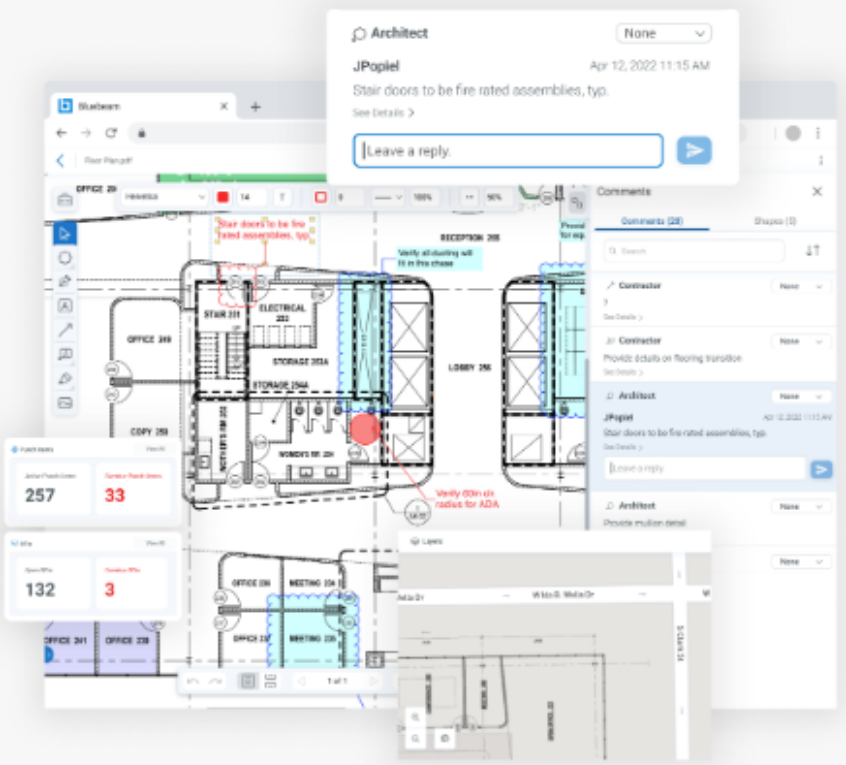
# Bluebeam Cloud Solutions

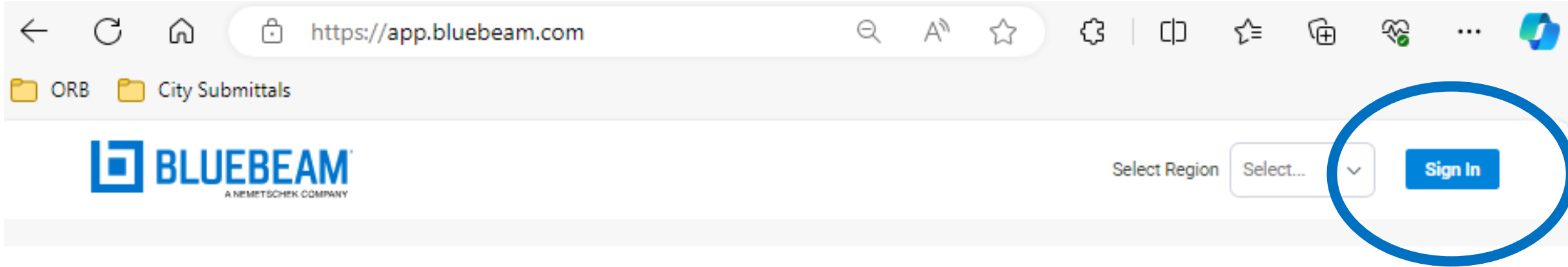
Effortlessly **markup and collaborate** on project documents, and **manage punch, RFIs and submittals on the go** with new Bluebeam Cloud solutions.

Bluebeam Cloud is seamlessly integrated with Revu so you can access your work from anywhere.

[Sign In](#)


\* You'll need to sign in with your Bluebeam ID to start using Bluebeam Cloud.





← ↻ 🏠 <https://app.bluebeam.com> 🔍 A ☆ ⚙️ | 📄 ⌵ 🗂️ 📌 📶

📁 ORB 📁 City Submittals

 BLUEBEAM  
A NEMETSCHKE COMPANY

Select Region Select... ▾ [Sign In](#)

<https://app.bluebeam.com>





## BLUEBEAM 21 – NEW FEATURES



←

OR

 BLUEBEAM



Sign In

Bluebeam ID  
(Your Email Address)

Password

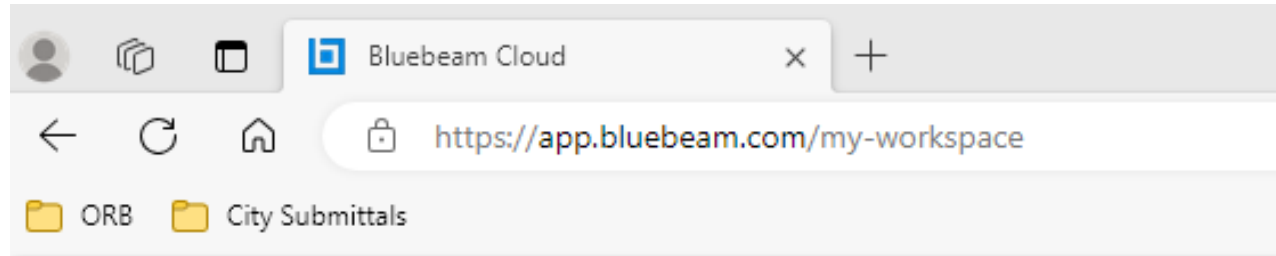
[Need help signing in?](#)

🔍 🔊 ☆ ⚙️ | 📄 ⌵ 🗂️ 🏠 🌱 ... 🌐

Select Region

SAME LOG IN INFORMATION FROM BLUEBEAM





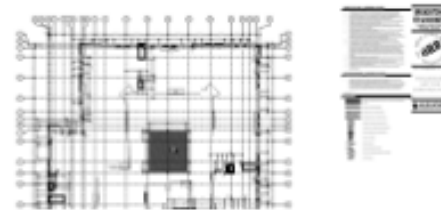
 My Workspace

 Projects

### My Workspace

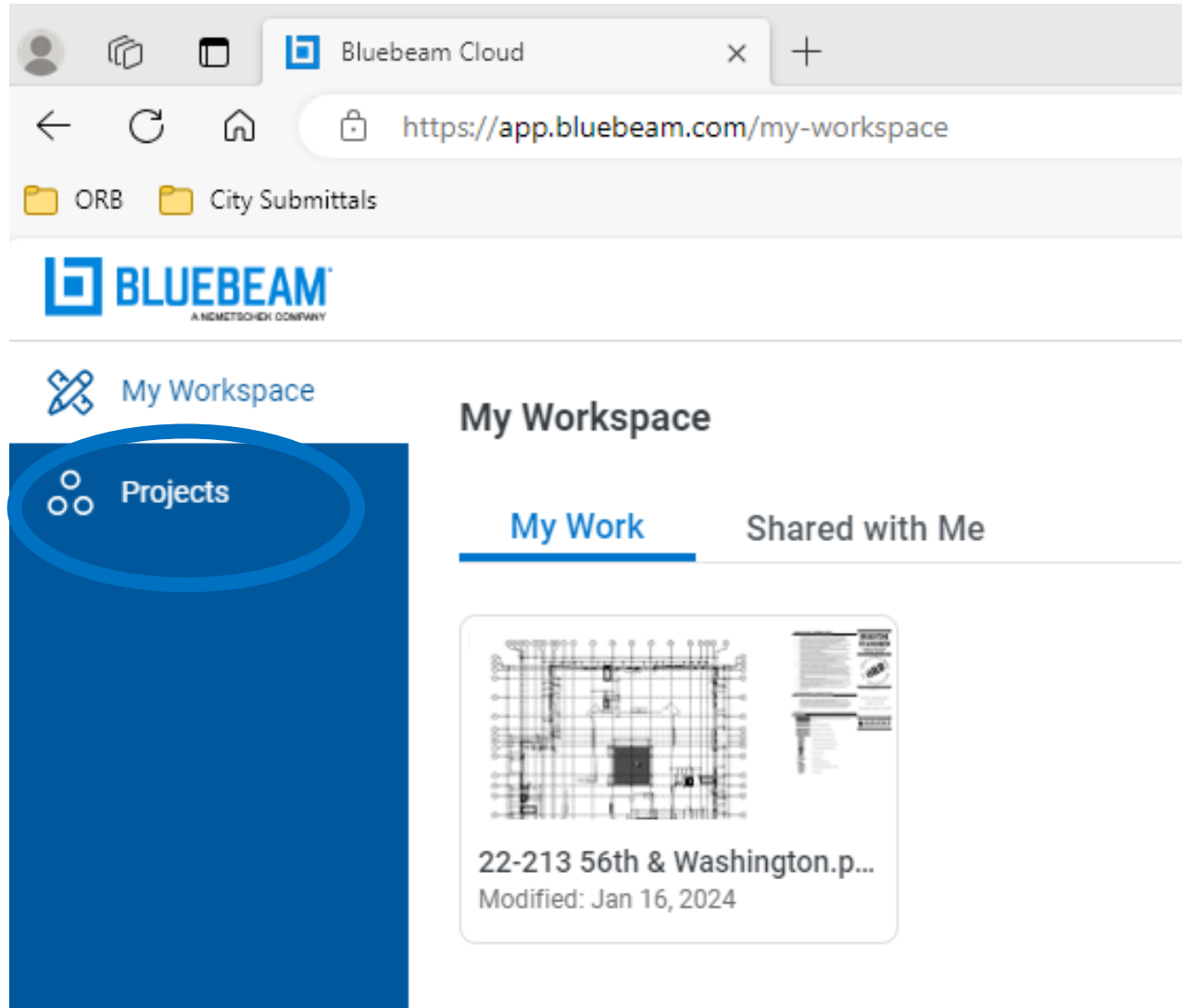
My Work

Shared with Me



22-213 56th & Washington.p...  
Modified: Jan 16, 2024





The screenshot shows a web browser window with the following elements:

- Browser Tab:** Bluebeam Cloud
- Address Bar:** <https://app.bluebeam.com/my-workspace>
- Breadcrumbs:** ORB > City Submittals
- Header:** BLUEBEAM A NEMETSCHEK COMPANY
- Page Title:** My Workspace
- Navigation:** My Workspace (with a pencil icon)
- Menu:** Projects (highlighted with a blue oval)
- Content Area:** My Workspace (with sub-tabs: My Work, Shared with Me)
- Project Card:** 22-213 56th & Washington.p... Modified: Jan 16, 2024





WE HAVE ONLY SCRATCHED THE SURFACE.  
TAKE TIME AND LEARN WHAT WORKS FOR YOU AND  
HOW ORB CAN BE BETTER

